

MILLED RUMBLE STRIPS
STA. A 598+75 - STA. A 604+25 CTR

REMOVE AND RESET GUARDRAIL
STA. A 598+75 - STA. A 604+25 LT

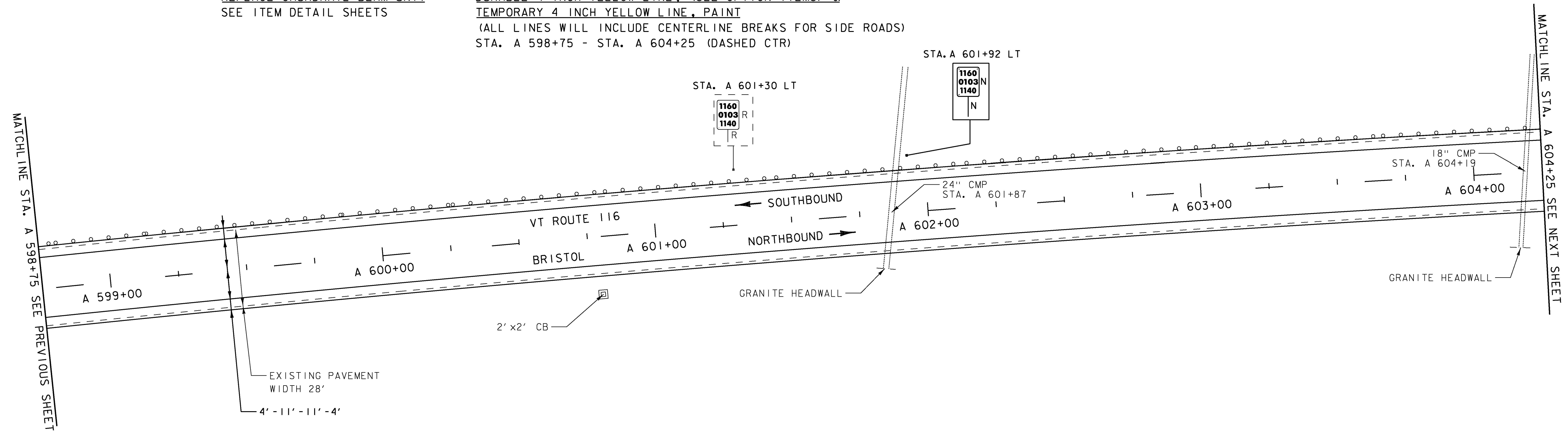
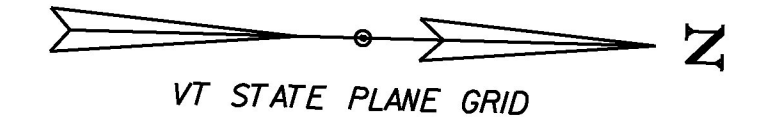
DURABLE 4 INCH WHITE LINE, (SEE OPTION ITEMS) &
TEMPORARY 4 INCH WHITE LINE, PAINT
(ALL LINES WILL INCLUDE EDGE LINE BREAKS AND
RADI FOR SIDE ROADS)
STA. A 598+75 - STA. A 604+25 (SOLID LT & RT)

REMOVING SIGNS
AS SHOWN - I

REPLACE GUARDRAIL POST ASSEMBLY
SEE ITEM DETAIL SHEETS

REPLACE GAURDRAIL BEAM UNIT
SEE ITEM DETAIL SHEETS

DURABLE 4 INCH YELLOW LINE, (SEE OPTION ITEMS) &
TEMPORARY 4 INCH YELLOW LINE, PAINT
(ALL LINES WILL INCLUDE CENTERLINE BREAKS FOR SIDE ROADS)
STA. A 598+75 - STA. A 604+25 (DASHED CTR)



MILLED RUMBLE STRIPS
STA. A 604+25 - STA. A 608+75 CTR

REMOVE AND RESET GUARDRAIL
STA. A 604+25 - STA. A 608+27.5 LT

DURABLE 4 INCH WHITE LINE, (SEE OPTION ITEMS) &
TEMPORARY 4 INCH WHITE LINE, PAINT
(ALL LINES WILL INCLUDE EDGE LINE BREAKS AND
RADI FOR SIDE ROADS)
STA. A 604+25 - STA. A 609+75 (SOLID LT & RT)

DURABLE 4 INCH YELLOW LINE, (SEE OPTION ITEMS) &
TEMPORARY 4 INCH YELLOW LINE, PAINT
(ALL LINES WILL INCLUDE CENTERLINE BREAKS FOR SIDE ROADS)
STA. A 604+25 - STA. A 609+75 (DASHED CTR)

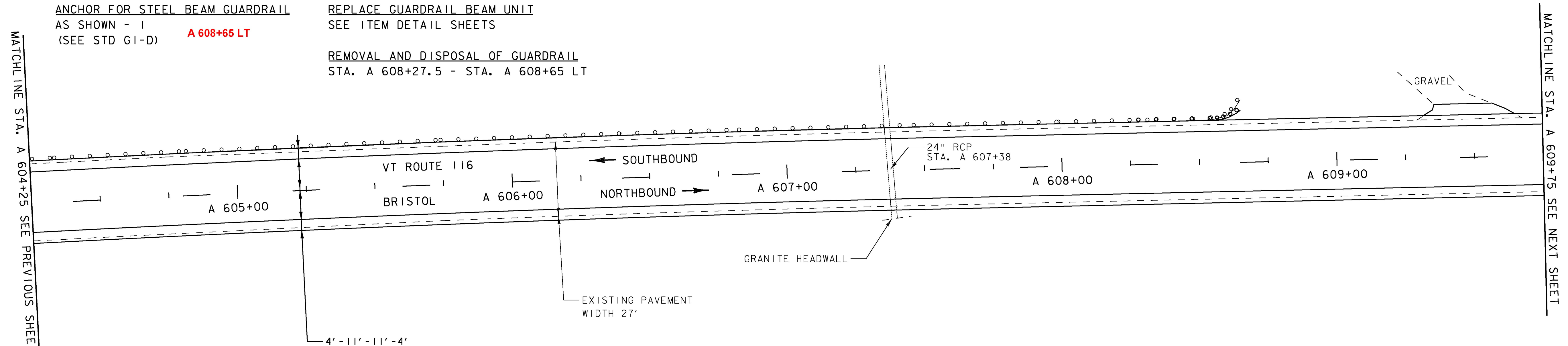
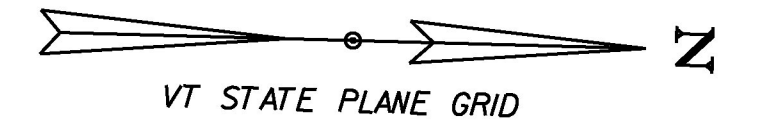
STEEL BEAM GUARDRAIL, GALVANIZED
STA. A 608+27.5 - STA. A 608+65 LT

REPLACE GUARDRAIL POST ASSEMBLY
SEE ITEM DETAIL SHEETS

ANCHOR FOR STEEL BEAM GUARDRAIL
AS SHOWN - I
(SEE STD G1-D) **A 608+65 LT**

REPLACE GUARDRAIL BEAM UNIT
SEE ITEM DETAIL SHEETS

REMOVAL AND DISPOSAL OF GUARDRAIL
STA. A 608+27.5 - STA. A 608+65 LT



SIGN LEGEND

- R = REMOVE
- R&S = REMOVE AND SALVAGE
- RET = RETAIN
- S = SALVAGED
- N = NEW
- B-B = BACK TO BACK
- - = EXISTING
- = NEW



PROJECT NAME: MIDDLEBURY-STARKSBORO
PROJECT NUMBER: STP 2953(1)

FILE NAME: z14V227bdr.dgn
PROJECT LEADER: C.LATHROP
DESIGNED BY: J. GOODALL
PLAN SHEET 86

PLOT DATE: 5/4/2017
DRAWN BY: J. GOODALL
CHECKED BY: C.LATHROP
SHEET 112 OF 186