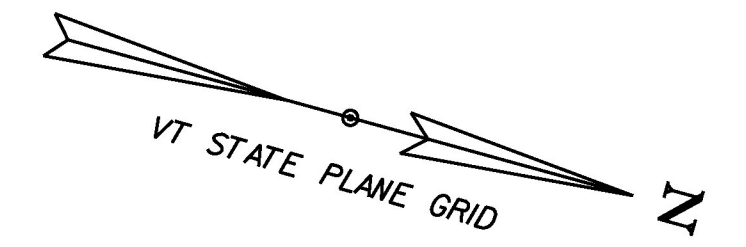


MILLED RUMBLE STRIPS
STA. A 542+75 - STA. A 548+50 CTR

DURABLE 4 INCH WHITE LINE, (SEE OPTION ITEMS) &
TEMPORARY 4 INCH WHITE LINE, PAINT
(ALL LINES WILL INCLUDE EDGE LINE BREAKS AND
RADI1 FOR SIDE ROADS)
STA. A 542+75 - STA. A 548+50 (SOLID LT & RT)

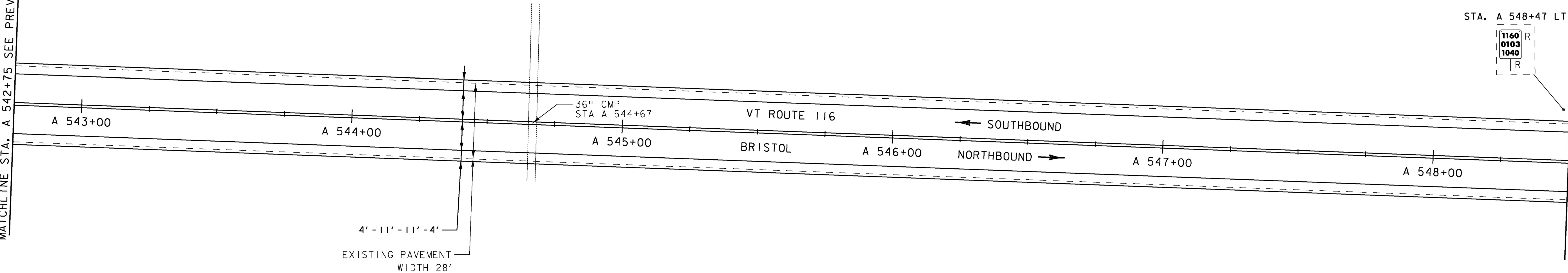
DURABLE 4 INCH YELLOW LINE, (SEE OPTION ITEMS) &
TEMPORARY 4 INCH YELLOW LINE, PAINT
(ALL LINES WILL INCLUDE CENTERLINE BREAKS FOR SIDE ROADS)
STA. A 542+75 - STA. A 548+50 (SOLID LT & RT)

REMOVING SIGNS
AS SHOWN - 1



MATCHLINE STA. A 542+75 SEE PREVIOUS SHEET

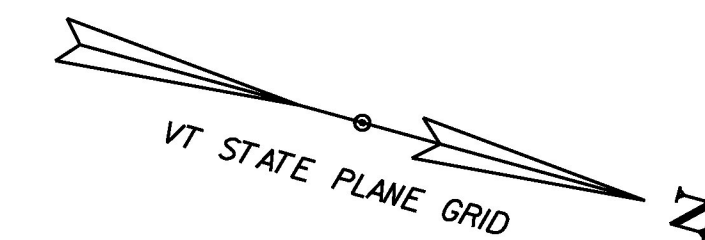
MATCHLINE STA. A 548+50 SEE NEXT SHEET



MILLED RUMBLE STRIPS
STA. A 548+50 - STA. A 554+25 CTR

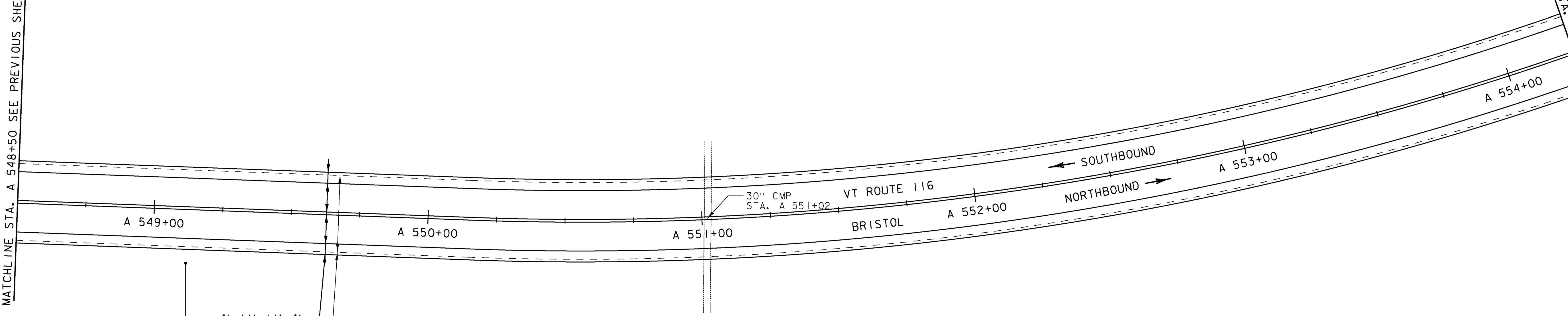
DURABLE 4 INCH WHITE LINE, (SEE OPTION ITEMS) &
TEMPORARY 4 INCH WHITE LINE, PAINT
(ALL LINES WILL INCLUDE EDGE LINE BREAKS AND
RADI1 FOR SIDE ROADS)
STA. A 548+50 - STA. A 554+25 (SOLID LT & RT)

DURABLE 4 INCH YELLOW LINE, (SEE OPTION ITEMS) &
TEMPORARY 4 INCH YELLOW LINE, PAINT
(ALL LINES WILL INCLUDE CENTERLINE BREAKS FOR SIDE ROADS)
STA. A 548+50 - STA. A 554+25 (SOLID LT & RT)



MATCHLINE STA. A 548+50 SEE PREVIOUS SHEET

MATCHLINE STA. A 554+25 SEE NEXT SHEET



SIGN LEGEND
R = REMOVE
R&S = REMOVE AND SALVAGE
RET = RETAIN
S = SALVAGED
N = NEW
B-B = BACK TO BACK
- - = EXISTING
— = NEW

STA. A 549+12 RT



PROJECT NAME: MIDDLEBURY-STARKSBORO
PROJECT NUMBER: STP 2953(1)

FILE NAME: z14V227bdr.dgn
PROJECT LEADER: C.LATHROP
DESIGNED BY: J. GOODALL
PLAN SHEET 81

PLOT DATE: 5/4/2017
DRAWN BY: J. GOODALL
CHECKED BY: C.LATHROP
SHEET 107 OF 186