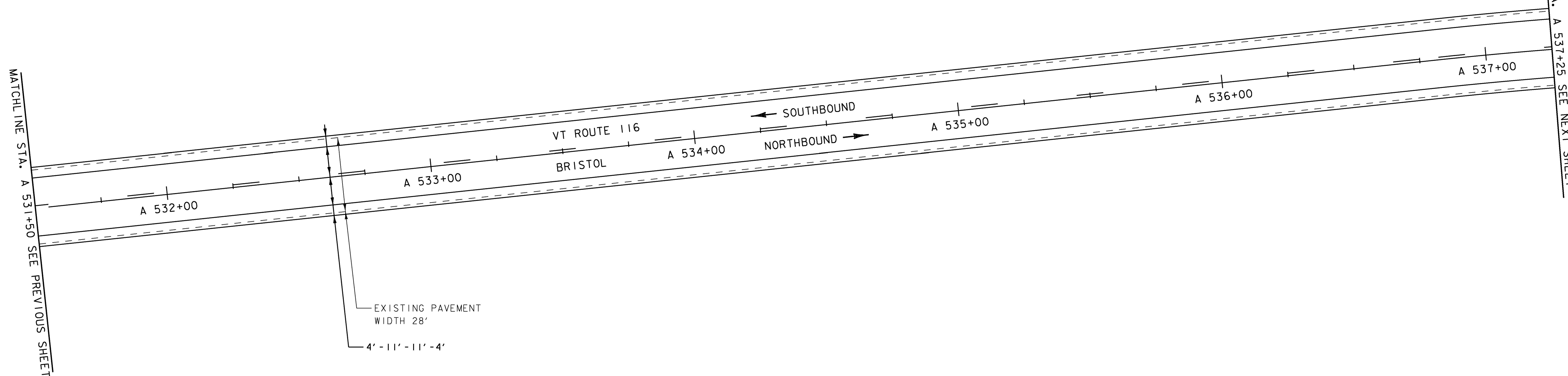
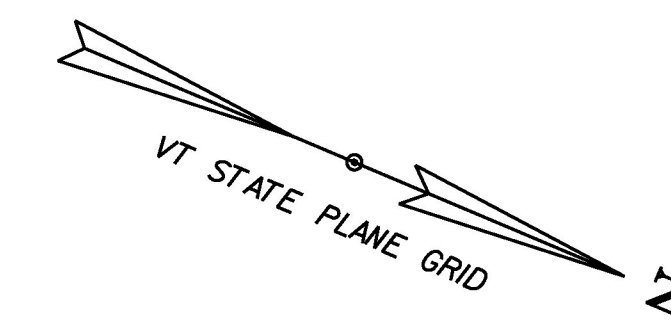


MILLED RUMBLE STRIPS
STA. A 531+50 - STA. A 537+25 CTR

DURABLE 4 INCH WHITE LINE, (SEE OPTION ITEMS) &
TEMPORARY 4 INCH WHITE LINE, PAINT
(ALL LINES WILL INCLUDE EDGE LINE BREAKS AND
RADII FOR SIDE ROADS)
STA. A 531+50 - STA. A 537+25 (SOLID LT & RT)

DURABLE 4 INCH YELLOW LINE, (SEE OPTION ITEMS) &
TEMPORARY 4 INCH YELLOW LINE, PAINT
(ALL LINES WILL INCLUDE CENTERLINE BREAKS FOR SIDE ROADS)
STA. A 531+50 - STA. A 531+55 (SOLID LT, DASHED RT)
STA. A 531+55 - STA. A 537+25 (DASHED LT, SOLID RT)

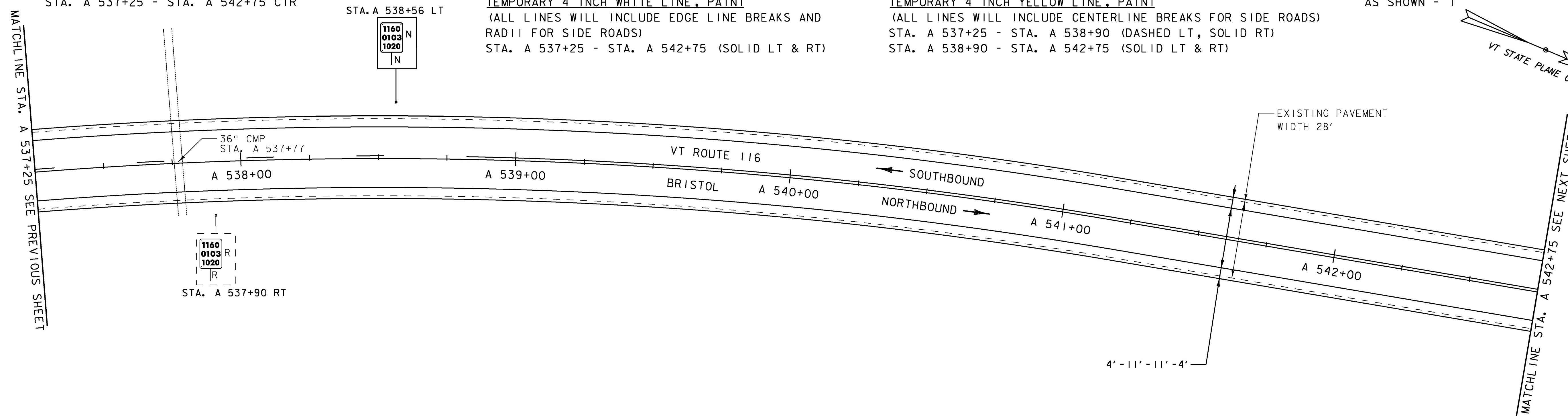
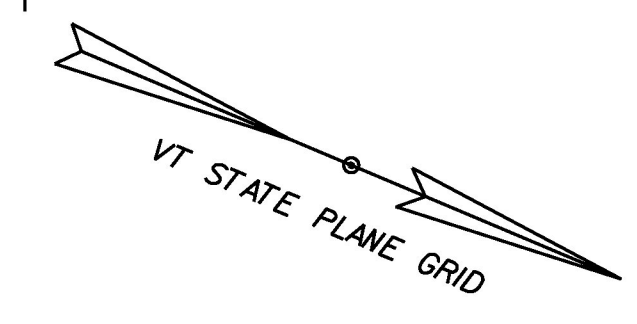


MILLED RUMBLE STRIPS
STA. A 537+25 - STA. A 542+75 CTR

DURABLE 4 INCH WHITE LINE, (SEE OPTION ITEMS) &
TEMPORARY 4 INCH WHITE LINE, PAINT
(ALL LINES WILL INCLUDE EDGE LINE BREAKS AND
RADII FOR SIDE ROADS)
STA. A 537+25 - STA. A 542+75 (SOLID LT & RT)

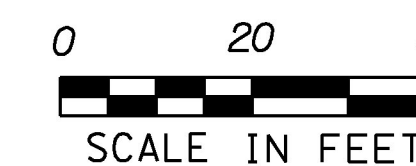
DURABLE 4 INCH YELLOW LINE, (SEE OPTION ITEMS) &
TEMPORARY 4 INCH YELLOW LINE, PAINT
(ALL LINES WILL INCLUDE CENTERLINE BREAKS FOR SIDE ROADS)
STA. A 537+25 - STA. A 538+90 (DASHED LT, SOLID RT)
STA. A 538+90 - STA. A 542+75 (SOLID LT & RT)

REMOVING SIGNS
AS SHOWN - I



SIGN LEGEND

- R = REMOVE
- R&S = REMOVE AND SALVAGE
- RET = RETAIN
- S = SALVAGED
- N = NEW
- B-B = BACK TO BACK
- - = EXISTING
- = NEW



PROJECT NAME: MIDDLEBURY-STARKSBORO
PROJECT NUMBER: STP 2953(I)

FILE NAME: z14V227bdr.dgn
PROJECT LEADER: C.LATHROP
DESIGNED BY: J. GOODALL
PLAN SHEET 80

PLOT DATE: 5/4/2017
DRAWN BY: J. GOODALL
CHECKED BY: C.LATHROP
SHEET 106 OF 186