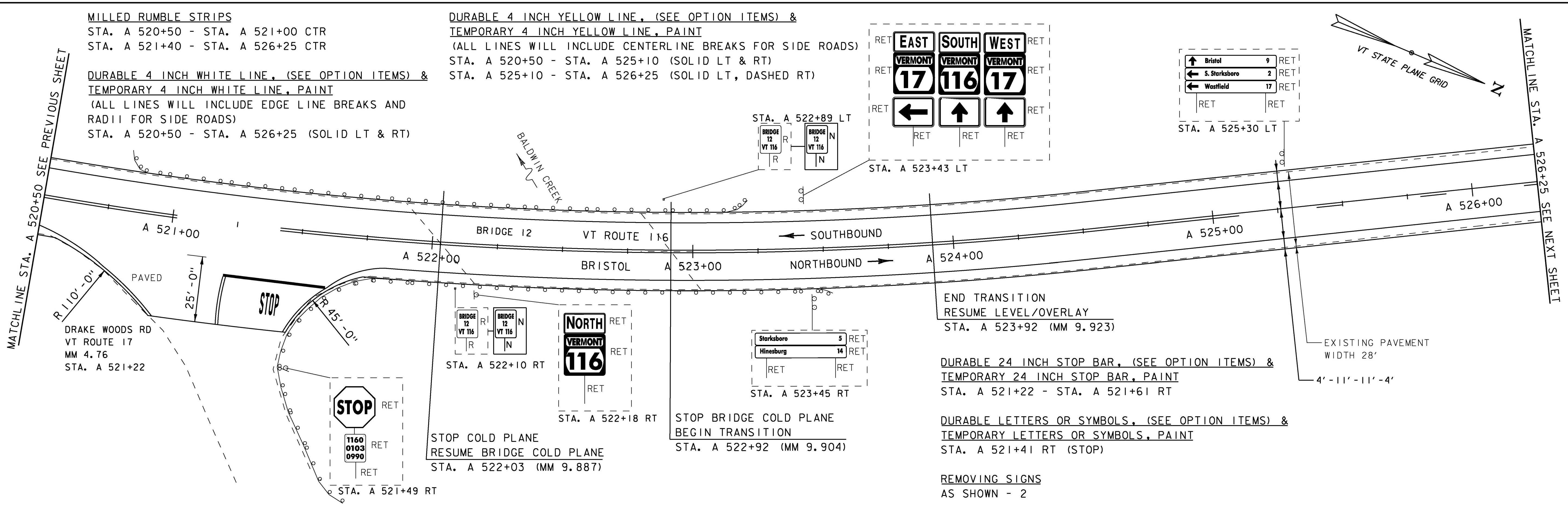
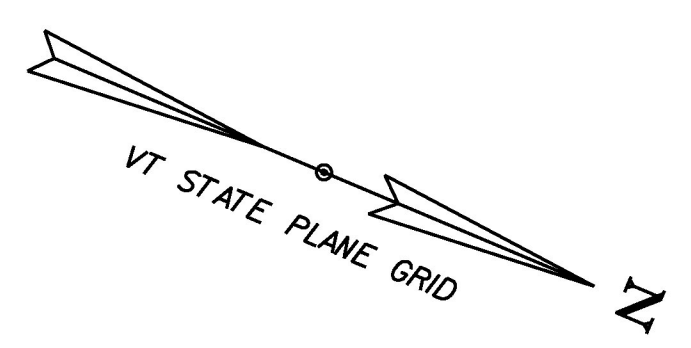
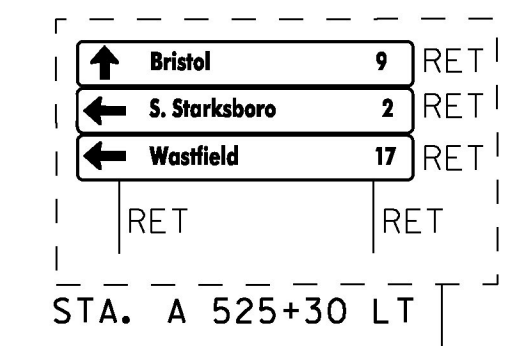
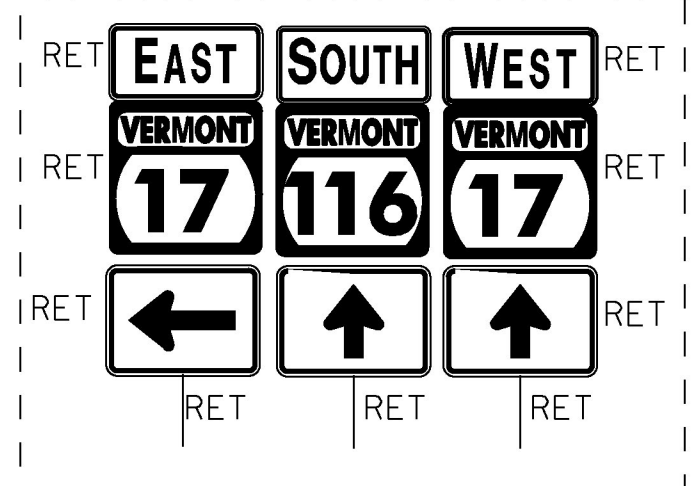


MILLED RUMBLE STRIPS  
 STA. A 520+50 - STA. A 521+00 CTR  
 STA. A 521+40 - STA. A 526+25 CTR

DURABLE 4 INCH WHITE LINE, (SEE OPTION ITEMS) &  
 TEMPORARY 4 INCH WHITE LINE, PAINT  
 (ALL LINES WILL INCLUDE EDGE LINE BREAKS AND  
 RADII FOR SIDE ROADS)  
 STA. A 520+50 - STA. A 526+25 (SOLID LT & RT)

DURABLE 4 INCH YELLOW LINE, (SEE OPTION ITEMS) &  
 TEMPORARY 4 INCH YELLOW LINE, PAINT  
 (ALL LINES WILL INCLUDE CENTERLINE BREAKS FOR SIDE ROADS)  
 STA. A 520+50 - STA. A 525+10 (SOLID LT & RT)  
 STA. A 525+10 - STA. A 526+25 (SOLID LT, DASHED RT)



END TRANSITION  
 RESUME LEVEL/OVERLAY  
 STA. A 523+92 (MM 9.923)

DURABLE 24 INCH STOP BAR, (SEE OPTION ITEMS) &  
 TEMPORARY 24 INCH STOP BAR, PAINT  
 STA. A 521+22 - STA. A 521+61 RT

DURABLE LETTERS OR SYMBOLS, (SEE OPTION ITEMS) &  
 TEMPORARY LETTERS OR SYMBOLS, PAINT  
 STA. A 521+41 RT (STOP)

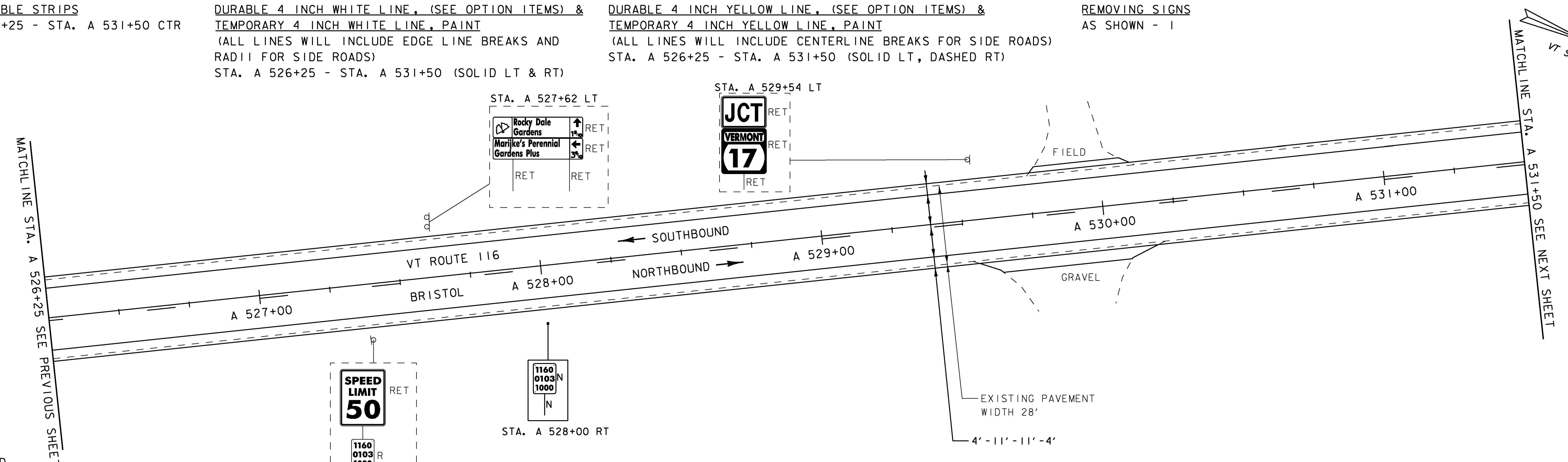
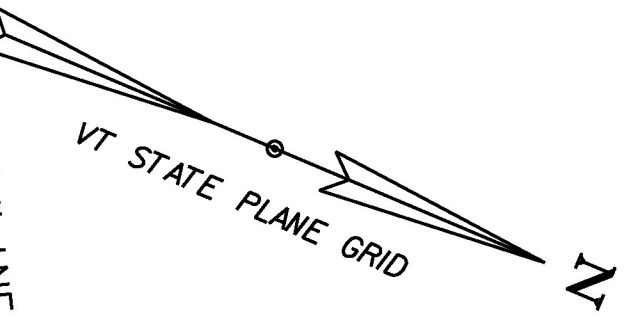
REMOVING SIGNS  
 AS SHOWN - 2

MILLED RUMBLE STRIPS  
 STA. A 526+25 - STA. A 531+50 CTR

DURABLE 4 INCH WHITE LINE, (SEE OPTION ITEMS) &  
 TEMPORARY 4 INCH WHITE LINE, PAINT  
 (ALL LINES WILL INCLUDE EDGE LINE BREAKS AND  
 RADII FOR SIDE ROADS)  
 STA. A 526+25 - STA. A 531+50 (SOLID LT & RT)

DURABLE 4 INCH YELLOW LINE, (SEE OPTION ITEMS) &  
 TEMPORARY 4 INCH YELLOW LINE, PAINT  
 (ALL LINES WILL INCLUDE CENTERLINE BREAKS FOR SIDE ROADS)  
 STA. A 526+25 - STA. A 531+50 (SOLID LT, DASHED RT)

REMOVING SIGNS  
 AS SHOWN - 1



**SIGN LEGEND**  
 R = REMOVE  
 R&S = REMOVE AND SALVAGE  
 RET = RETAIN  
 S = SALVAGED  
 N = NEW  
 B-B = BACK TO BACK  
 - - = EXISTING  
 — = NEW



PROJECT NAME:	MIDDLEBURY-STARKSBORO	FILE NAME:	z14V227bdr.dgn	PLOT DATE:	5/4/2017
PROJECT NUMBER:	STP 2953(I)	DESIGNED BY:	J. GOODALL	DRAWN BY:	J. GOODALL
		PLAN SHEET 79		CHECKED BY:	C.LATHROP
					SHEET 105 OF 186