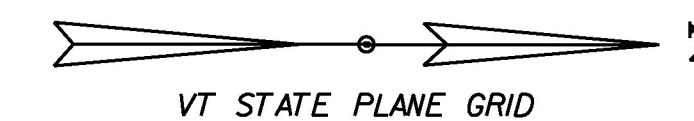


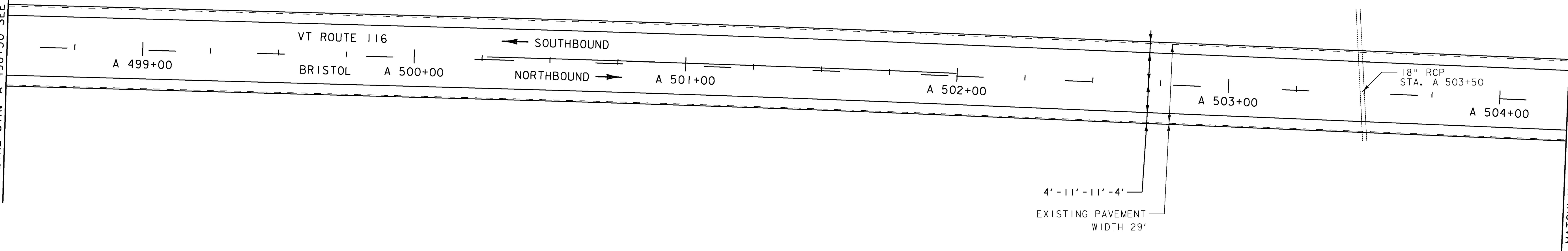
MILLED RUMBLE STRIPS
STA. A 498+50 - STA. A 504+25 CTR

DURABLE 4 INCH WHITE LINE, (SEE OPTION ITEMS) &
TEMPORARY 4 INCH WHITE LINE, PAINT
(ALL LINES WILL INCLUDE EDGE LINE BREAKS AND
RADI FOR SIDE ROADS)
STA. A 498+50 - STA. A 504+25 (SOLID LT & RT)

DURABLE 4 INCH YELLOW LINE, (SEE OPTION ITEMS) &
TEMPORARY 4 INCH YELLOW LINE, PAINT
(ALL LINES WILL INCLUDE CENTERLINE BREAKS FOR SIDE ROADS)
STA. A 498+50 - STA. A 500+25 (DASHED CTR)
STA. A 500+25 - STA. A 502+00 (SOLID LT, DASHED RT)
STA. A 502+00 - STA. A 504+25 (DASHED CTR)



MATCHLINE STA. A 498+50 SEE PREVIOUS SHEET



MATCHLINE STA. A 504+25 SEE NEXT SHEET

MILLED RUMBLE STRIPS
STA. A 504+25 - STA. A 504+50 CTR
STA. A 507+50 - STA. A 509+75 CTR

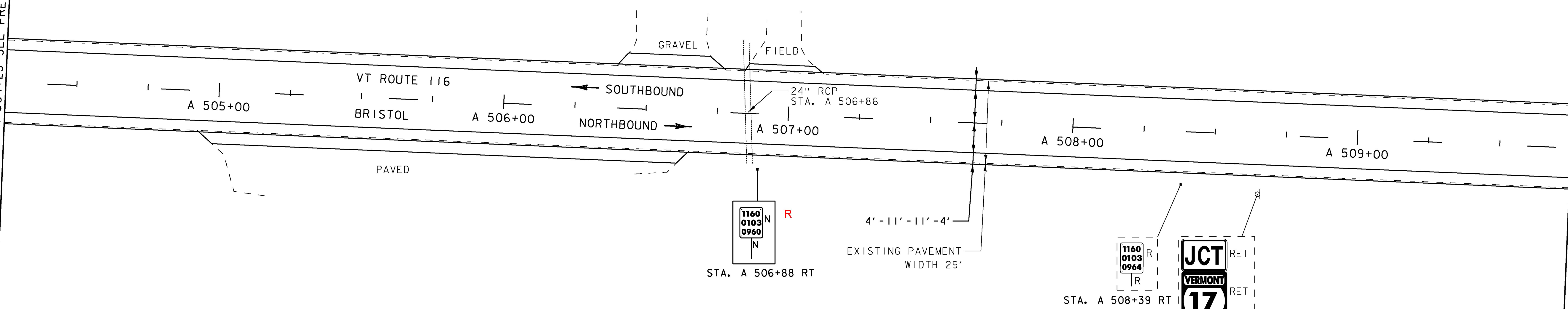
DURABLE 4 INCH WHITE LINE, (SEE OPTION ITEMS) &
TEMPORARY 4 INCH WHITE LINE, PAINT
(ALL LINES WILL INCLUDE EDGE LINE BREAKS AND
RADI FOR SIDE ROADS)
STA. A 504+25 - STA. A 509+75 (SOLID LT & RT)

DURABLE 4 INCH YELLOW LINE, (SEE OPTION ITEMS) &
TEMPORARY 4 INCH YELLOW LINE, PAINT
(ALL LINES WILL INCLUDE CENTERLINE BREAKS FOR SIDE ROADS)
STA. A 504+25 - STA. A 509+75 (DASHED CTR)

REMOVING SIGNS
AS SHOWN - 1



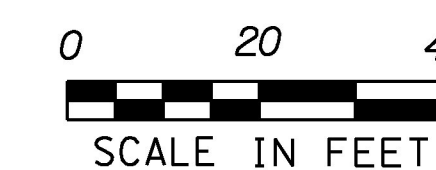
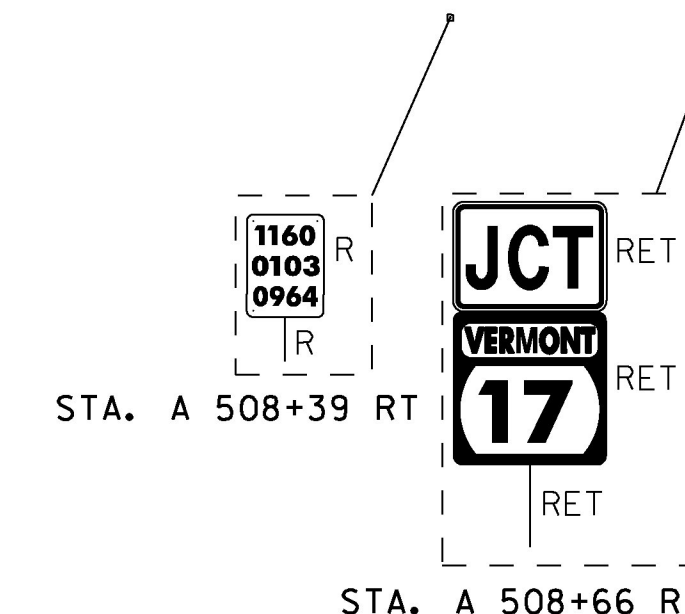
MATCHLINE STA. A 504+25 SEE PREVIOUS SHEET



MATCHLINE STA. A 509+75 SEE NEXT SHEET

SIGN LEGEND

- R = REMOVE
- R&S = REMOVE AND SALVAGE
- RET = RETAIN
- S = SALVAGED
- N = NEW
- B-B = BACK TO BACK
- - = EXISTING
- = NEW



PROJECT NAME: MIDDLEBURY-STARKSBORO
PROJECT NUMBER: STP 2953(1)

FILE NAME: z14V227bdr.dgn
PROJECT LEADER: C.LATHROP
DESIGNED BY: J. GOODALL
PLAN SHEET 77

PLOT DATE: 5/4/2017
DRAWN BY: J. GOODALL
CHECKED BY: C.LATHROP
SHEET 103 OF 186