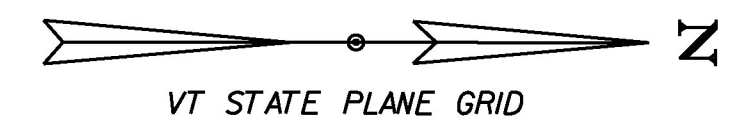


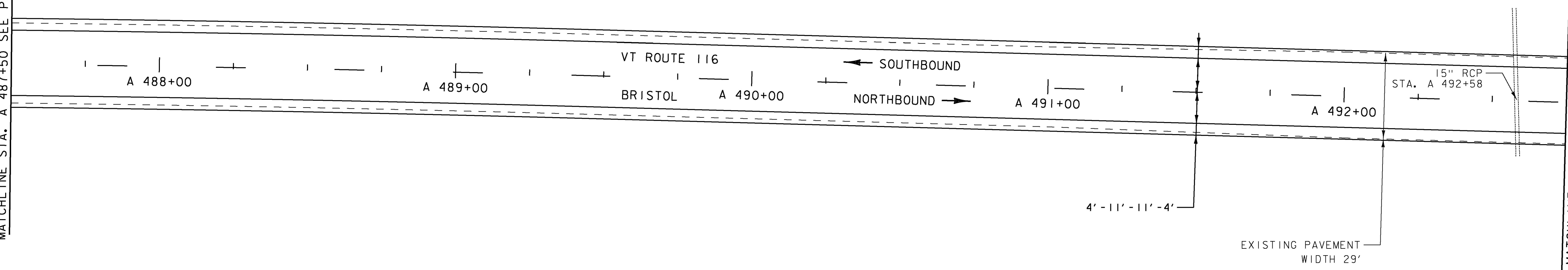
MILLED RUMBLE STRIPS
STA. A 487+50 - STA. A 492+75 CTR

DURABLE 4 INCH WHITE LINE, (SEE OPTION ITEMS) &
TEMPORARY 4 INCH WHITE LINE, PAINT
(ALL LINES WILL INCLUDE EDGE LINE BREAKS AND
RADI1 FOR SIDE ROADS)
STA. A 487+50 - STA. A 492+75 (SOLID LT & RT)

DURABLE 4 INCH YELLOW LINE, (SEE OPTION ITEMS) &
TEMPORARY 4 INCH YELLOW LINE, PAINT
(ALL LINES WILL INCLUDE CENTERLINE BREAKS FOR SIDE ROADS)
STA. A 487+50 - STA. A 492+75 (DASHED CTR)



MATCHLINE STA. A 487+50 SEE PREVIOUS SHEET



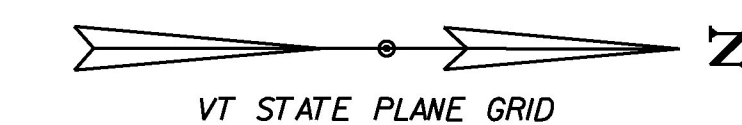
MATCHLINE STA. A 492+75 SEE NEXT SHEET

MILLED RUMBLE STRIPS
STA. A 492+75 - STA. A 498+50 CTR

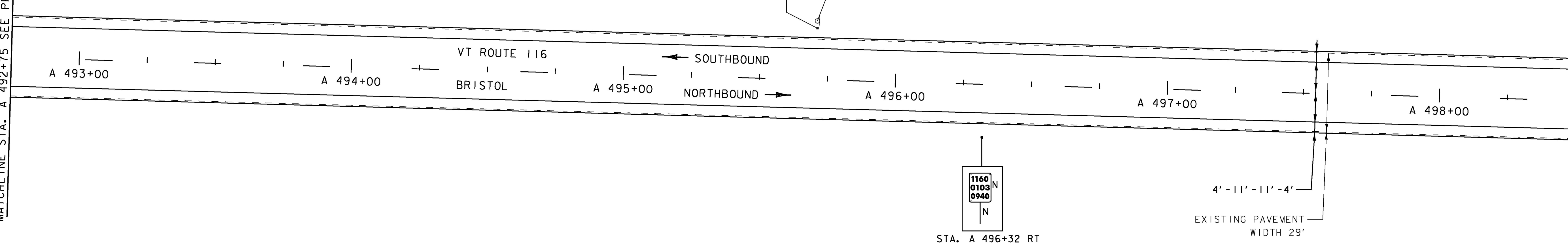
DURABLE 4 INCH WHITE LINE, (SEE OPTION ITEMS) &
TEMPORARY 4 INCH WHITE LINE, PAINT
(ALL LINES WILL INCLUDE EDGE LINE BREAKS AND
RADI1 FOR SIDE ROADS)
STA. A 492+75 - STA. A 498+50 (SOLID LT & RT)

DURABLE 4 INCH YELLOW LINE, (SEE OPTION ITEMS) &
TEMPORARY 4 INCH YELLOW LINE, PAINT
(ALL LINES WILL INCLUDE CENTERLINE BREAKS FOR SIDE ROADS)
STA. A 492+75 - STA. A 498+50 (DASHED CTR)

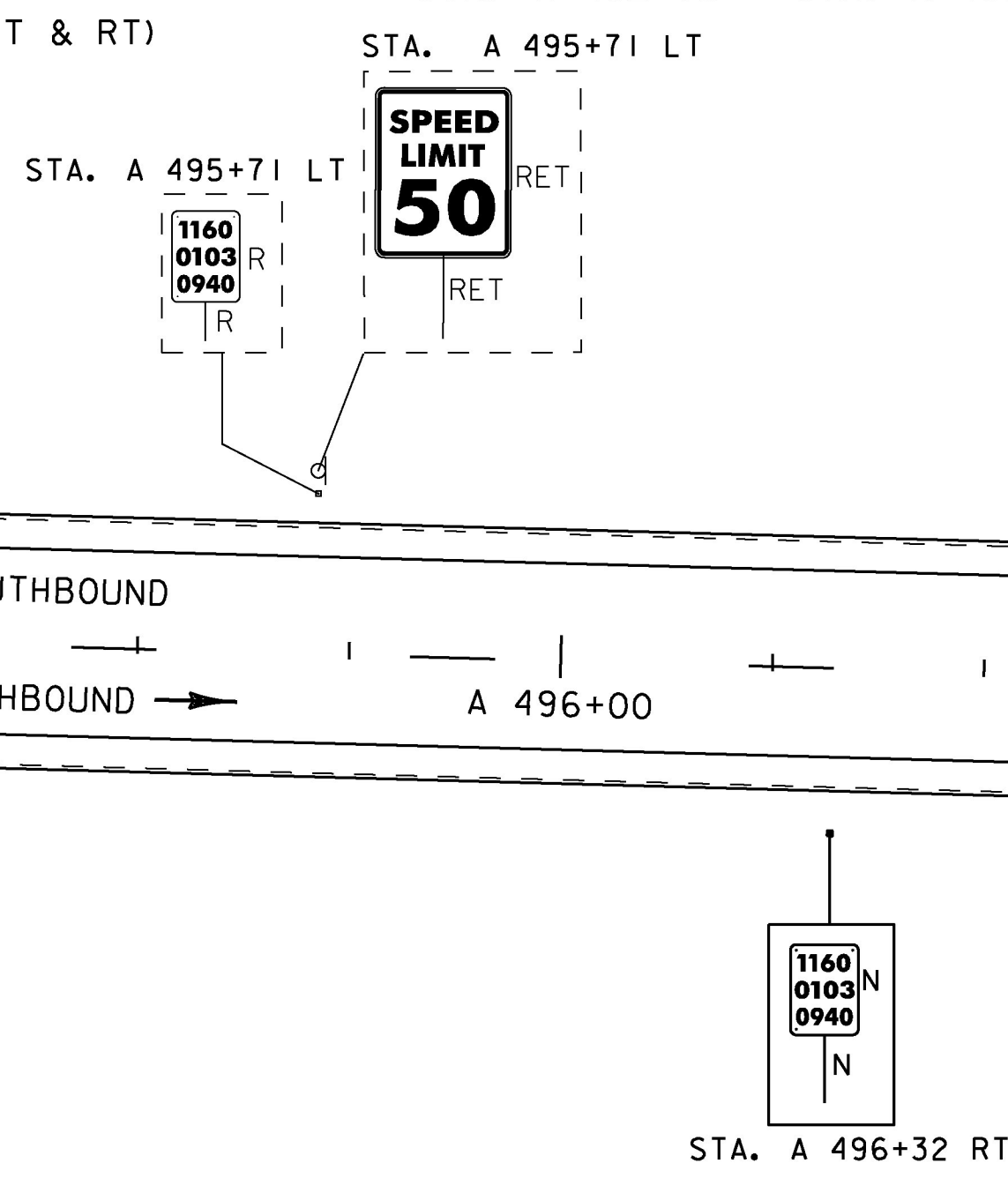
REMOVING SIGNS
AS SHOWN - 1



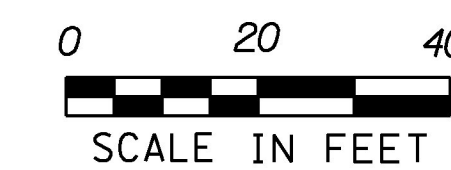
MATCHLINE STA. A 492+75 SEE PREVIOUS SHEET



MATCHLINE STA. A 498+50 SEE NEXT SHEET



SIGN LEGEND
R = REMOVE
R&S = REMOVE AND SALVAGE
RET = RETAIN
S = SALVAGED
N = NEW
B-B = BACK TO BACK
- - = EXISTING
— = NEW



PROJECT NAME: MIDDLEBURY-STARKSBORO	PLOT DATE: 5/4/2017
PROJECT NUMBER: STP 2953(1)	DRAWN BY: J. GOODALL
FILE NAME: z14V227bdr.dgn	CHECKED BY: C.LATHROP
DESIGNED BY: J. GOODALL	SHEET 102 OF 186
PLAN SHEET 76	