

MILLED RUMBLE STRIPS
STA. A 465+25 - STA. A 470+75 CTR

STEEL BEAM GUARDRAIL, GALVANIZED
STA. A 465+25 - STA. A 465+34 RT
STA. A 468+20.5 - STA. A 468+58 LT

ANCHOR FOR STEEL BEAM GUARDRAIL
AS SHOWN - +2 A 465+34 RT
(SEE STD G1-D) A 468+58 LT

REMOVE AND RESET GUARDRAIL
STA. A 465+25 - STA. A 468+20.5 LT

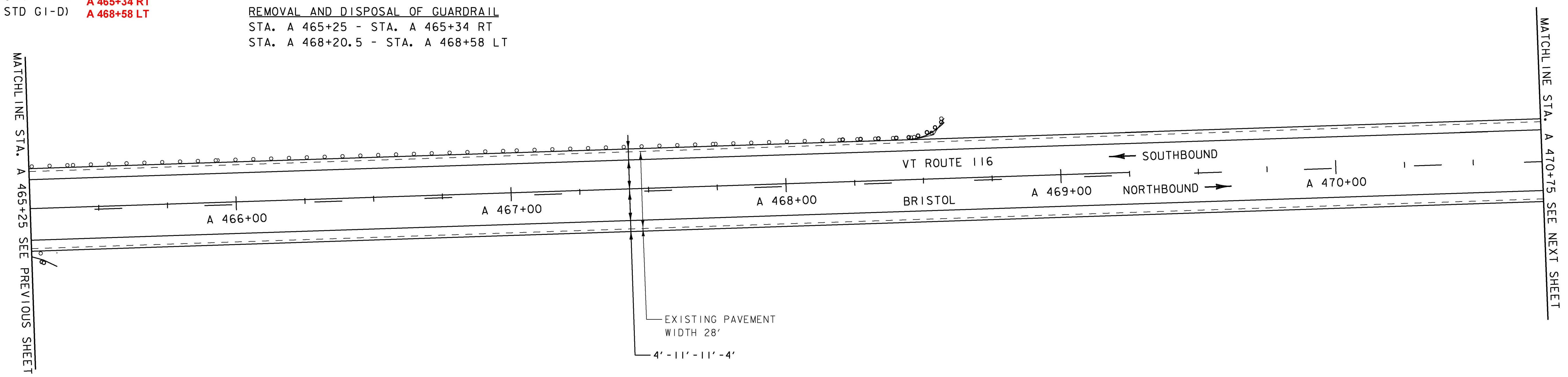
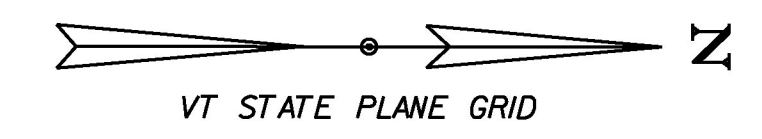
REPLACE GUARDRAIL POST ASSEMBLY
SEE ITEM DETAIL SHEETS

REPLACE GUARDRAIL BEAM UNIT
SEE ITEM DETAIL SHEETS

REMOVAL AND DISPOSAL OF GUARDRAIL
STA. A 465+25 - STA. A 465+34 RT
STA. A 468+20.5 - STA. A 468+58 LT

DURABLE 4 INCH WHITE LINE, (SEE OPTION ITEMS) &
TEMPORARY 4 INCH WHITE LINE, PAINT
(ALL LINES WILL INCLUDE EDGE LINE BREAKS AND
RADI FOR SIDE ROADS)
STA. A 465+25 - STA. A 470+75 (SOLID LT & RT)

DURABLE 4 INCH YELLOW LINE, (SEE OPTION ITEMS) &
TEMPORARY 4 INCH YELLOW LINE, PAINT
(ALL LINES WILL INCLUDE CENTERLINE BREAKS FOR SIDE ROADS)
STA. A 465+25 - STA. A 469+25 (SOLID LT, DASHED RT)
STA. A 469+25 - STA. A 470+75 (DASHED CTR)

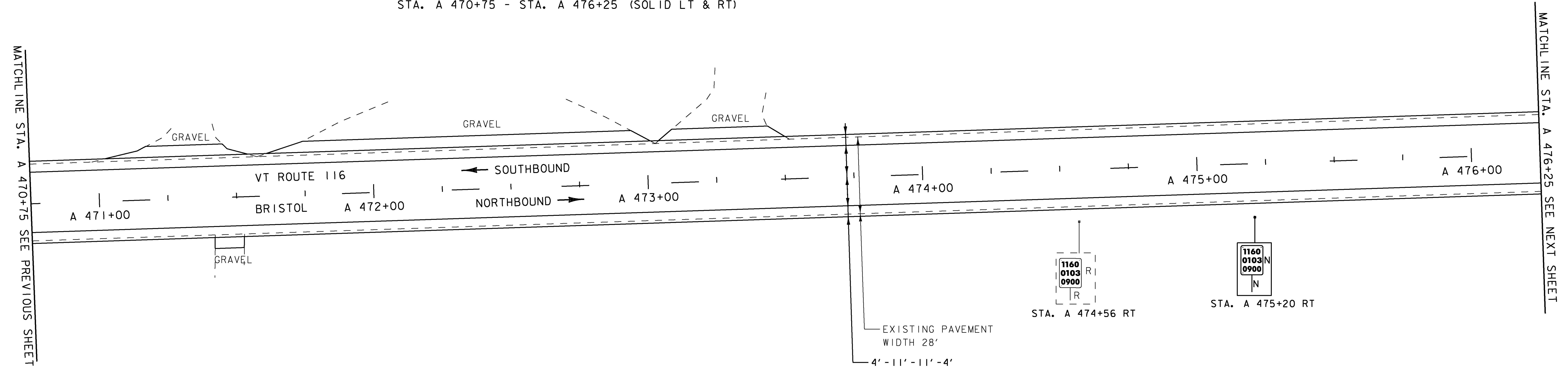
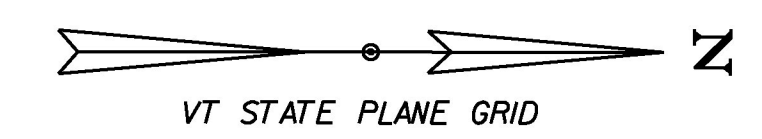


MILLED RUMBLE STRIPS
STA. A 470+75 - STA. A 476+25 CTR

DURABLE 4 INCH WHITE LINE, (SEE OPTION ITEMS) &
TEMPORARY 4 INCH WHITE LINE, PAINT
(ALL LINES WILL INCLUDE EDGE LINE BREAKS AND
RADI FOR SIDE ROADS)
STA. A 470+75 - STA. A 476+25 (SOLID LT & RT)

DURABLE 4 INCH YELLOW LINE, (SEE OPTION ITEMS) &
TEMPORARY 4 INCH YELLOW LINE, PAINT
(ALL LINES WILL INCLUDE CENTERLINE BREAKS FOR SIDE ROADS)
STA. A 470+75 - STA. A 476+25 (DASHED CTR)

REMOVING SIGNS
AS SHOWN - I



SIGN LEGEND
R = REMOVE
R&S = REMOVE AND SALVAGE
RET = RETAIN
S = SALVAGED
N = NEW
B-B = BACK TO BACK
- - = EXISTING
— = NEW



PROJECT NAME: MIDDLEBURY-STARKSBORO	PLOT DATE: 5/4/2017
PROJECT NUMBER: STP 2953(I)	DRAWN BY: J. GOODALL
FILE NAME: z14V227bdr.dgn	CHECKED BY: C.LATHROP
DESIGNED BY: J. GOODALL	SHEET 100 OF 186
PLAN SHEET 74	