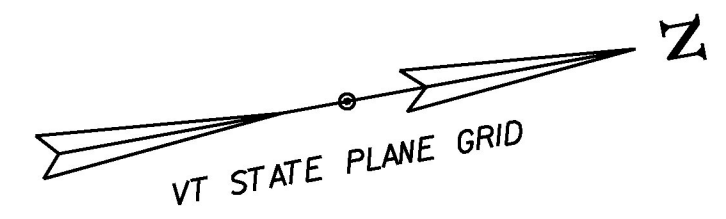


MILLED RUMBLE STRIPS
STA. A 454+50 - STA. A 459+75 CTR

REMOVE AND RESET GUARDRAIL
STA. A 455+95.5 - STA. A 459+75 LT

DURABLE 4 INCH WHITE LINE, (SEE OPTION ITEMS) &
TEMPORARY 4 INCH WHITE LINE, PAINT
(ALL LINES WILL INCLUDE EDGE LINE BREAKS AND
RADI FOR SIDE ROADS)
STA. A 454+50 - STA. A 459+75 (SOLID LT & RT)

DURABLE 4 INCH YELLOW LINE, (SEE OPTION ITEMS) &
TEMPORARY 4 INCH YELLOW LINE, PAINT
(ALL LINES WILL INCLUDE CENTERLINE BREAKS FOR SIDE ROADS)
STA. A 454+50 - STA. A 459+75 (DASHED LT, SOLID RT)



STEEL BEAM GUARDRAIL, GALVANIZED
STA. A 455+58 - STA. A 455+95.5 LT

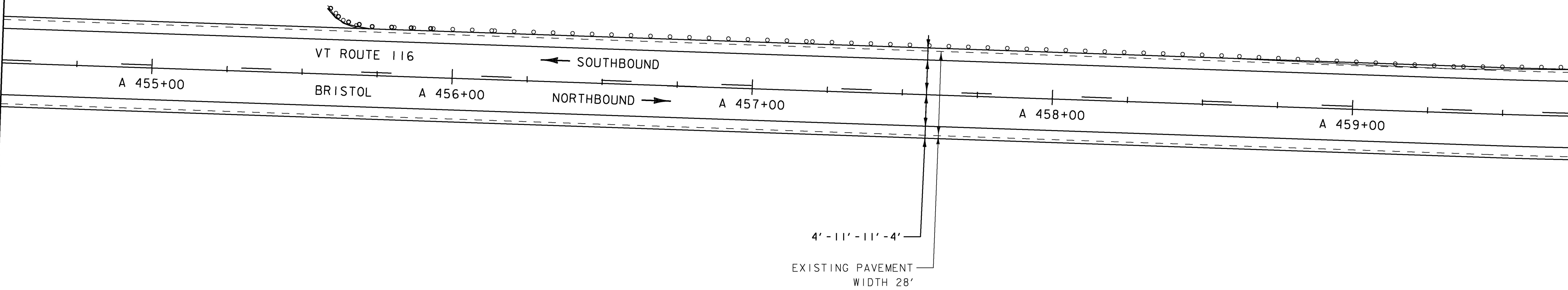
REPLACE GUARDRAIL POST ASSEMBLY
SEE ITEM DETAIL SHEETS

ANCHOR FOR STEEL BEAM GUARDRAIL
AS SHOWN - I **A 455+58 LT**
(SEE STD G1-D)

REPLACE GUARDRAIL BEAM UNIT
SEE ITEM DETAIL SHEETS

REMOVAL AND DISPOSAL OF GUARDRAIL
STA. A 455+58 - STA. A 455+95.5 LT

MATCHLINE STA. A 454+50 SEE PREVIOUS SHEET

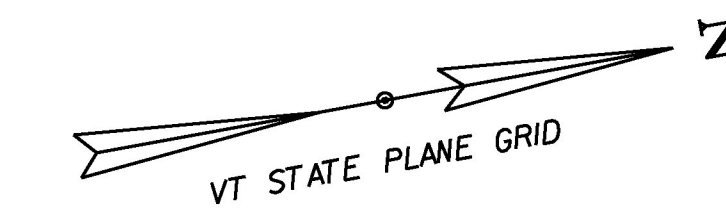


MATCHLINE STA. A 459+75 SEE NEXT SHEET

MILLED RUMBLE STRIPS
STA. A 459+75 - STA. A 465+25 CTR

REPLACE GUARDRAIL BEAM UNIT
SEE ITEM DETAIL SHEETS

DURABLE 4 INCH YELLOW LINE, (SEE OPTION ITEMS) &
TEMPORARY 4 INCH YELLOW LINE, PAINT
(ALL LINES WILL INCLUDE CENTERLINE BREAKS FOR SIDE ROADS)
STA. A 459+75 - STA. A 460+25 (DASHED LT, SOLID RT)
STA. A 460+25 - STA. A 462+00 (SOLID LT & RT)
STA. A 462+00 - STA. A 465+25 (SOLID LT, DASHED RT)



STEEL BEAM GUARDRAIL, GALVANIZED
STA. A 462+14 - STA. A 462+51.5 RT
STA. A 464+96.5 - STA. A 465+25 RT

REMOVAL AND DISPOSAL OF GUARDRAIL
STA. A 462+14 - STA. A 462+51.5 RT
STA. A 464+96.5 - STA. A 465+25 RT

ANCHOR FOR STEEL BEAM GUARDRAIL
AS SHOWN - I **A 462+14 RT**
(SEE STD G1-D)

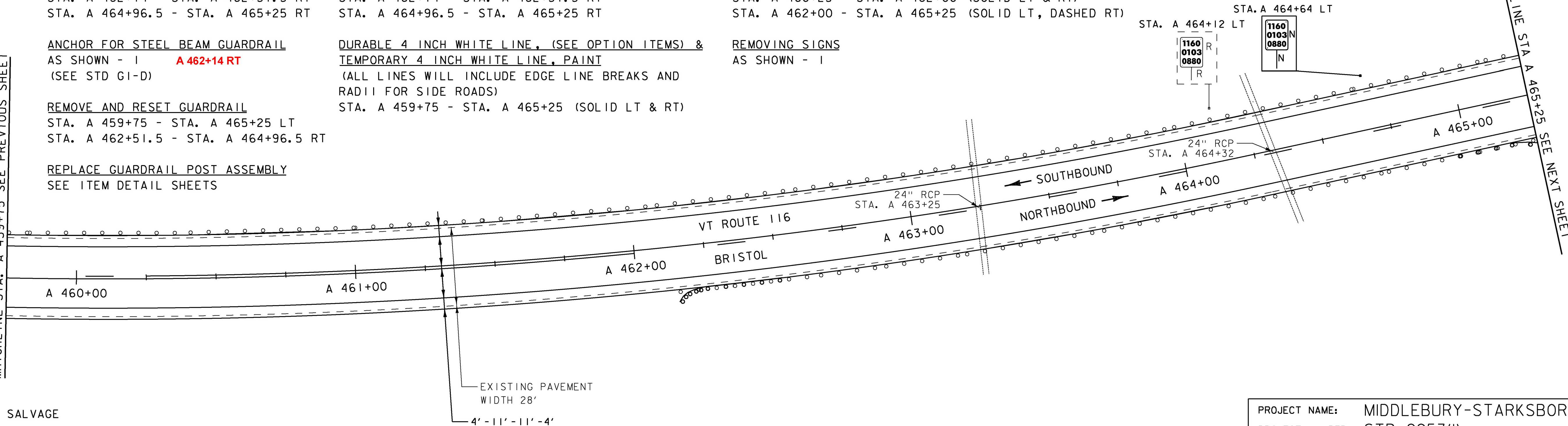
DURABLE 4 INCH WHITE LINE, (SEE OPTION ITEMS) &
TEMPORARY 4 INCH WHITE LINE, PAINT
(ALL LINES WILL INCLUDE EDGE LINE BREAKS AND
RADI FOR SIDE ROADS)
STA. A 459+75 - STA. A 465+25 (SOLID LT & RT)

REMOVING SIGNS
AS SHOWN - I

REMOVE AND RESET GUARDRAIL
STA. A 459+75 - STA. A 465+25 LT
STA. A 462+51.5 - STA. A 464+96.5 RT

REPLACE GUARDRAIL POST ASSEMBLY
SEE ITEM DETAIL SHEETS

MATCHLINE STA. A 459+75 SEE PREVIOUS SHEET



MATCHLINE STA. A 465+25 SEE NEXT SHEET

SIGN LEGEND
R = REMOVE
R&S = REMOVE AND SALVAGE
RET = RETAIN
S = SALVAGED
N = NEW
B-B = BACK TO BACK
- - = EXISTING
— = NEW



PROJECT NAME: MIDDLEBURY-STARKSBORO	PLOT DATE: 5/4/2017
PROJECT NUMBER: STP 2953(1)	DRAWN BY: J. GOODALL
FILE NAME: z14V227bdr.dgn	CHECKED BY: C.LATHROP
PROJECT LEADER: C.LATHROP	SHEET 99 OF 186
DESIGNED BY: J. GOODALL	
PLAN SHEET 73	