

MILLED RUMBLE STRIPS
STA. A 443+25 - STA. A 448+75 CTR

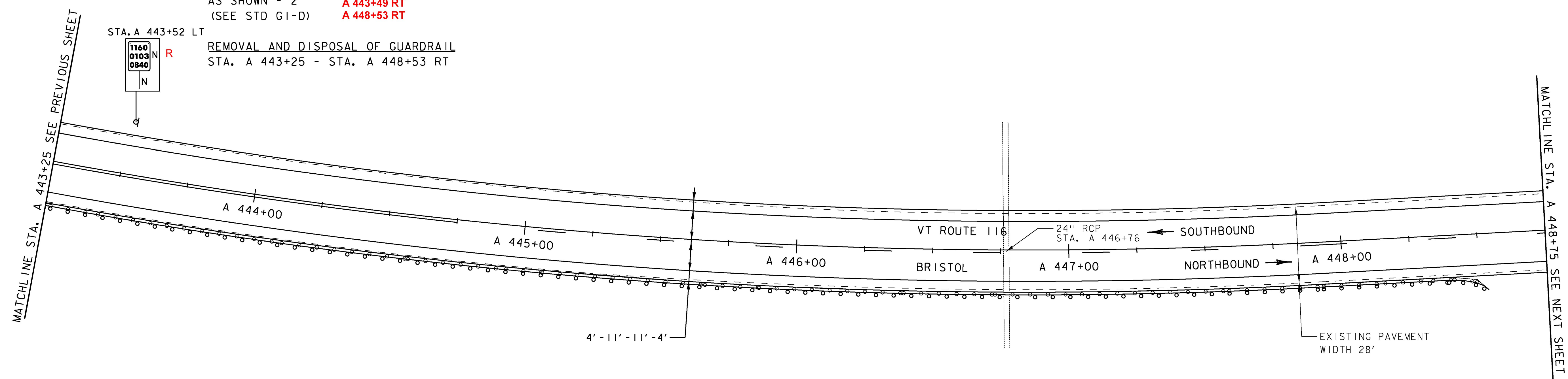
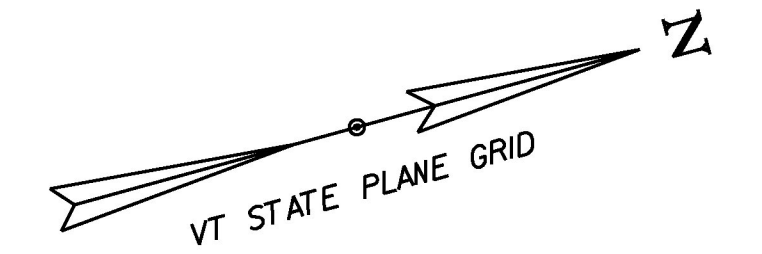
STEEL BEAM GUARDRAIL, GALVANIZED
STA. A 443+25 - STA. A 448+53 RT

DURABLE 4 INCH WHITE LINE, (SEE OPTION ITEMS) &
TEMPORARY 4 INCH WHITE LINE, PAINT
(ALL LINES WILL INCLUDE EDGE LINE BREAKS AND
RADIi FOR SIDE ROADS)
STA. A 443+25 - STA. A 448+75 (SOLID LT & RT)

DURABLE 4 INCH YELLOW LINE, (SEE OPTION ITEMS) &
TEMPORARY 4 INCH YELLOW LINE, PAINT
(ALL LINES WILL INCLUDE CENTERLINE BREAKS FOR SIDE ROADS)
STA. A 443+25 - STA. A 444+75 (SOLID LT & RT)
STA. A 444+75 - STA. A 448+75 (SOLID LT, DASHED RT)

ANCHOR FOR STEEL BEAM GUARDRAIL
AS SHOWN - 2 A 443+49 RT
(SEE STD G1-D) A 448+53 RT

REMOVAL AND DISPOSAL OF GUARDRAIL
STA. A 443+25 - STA. A 448+53 RT

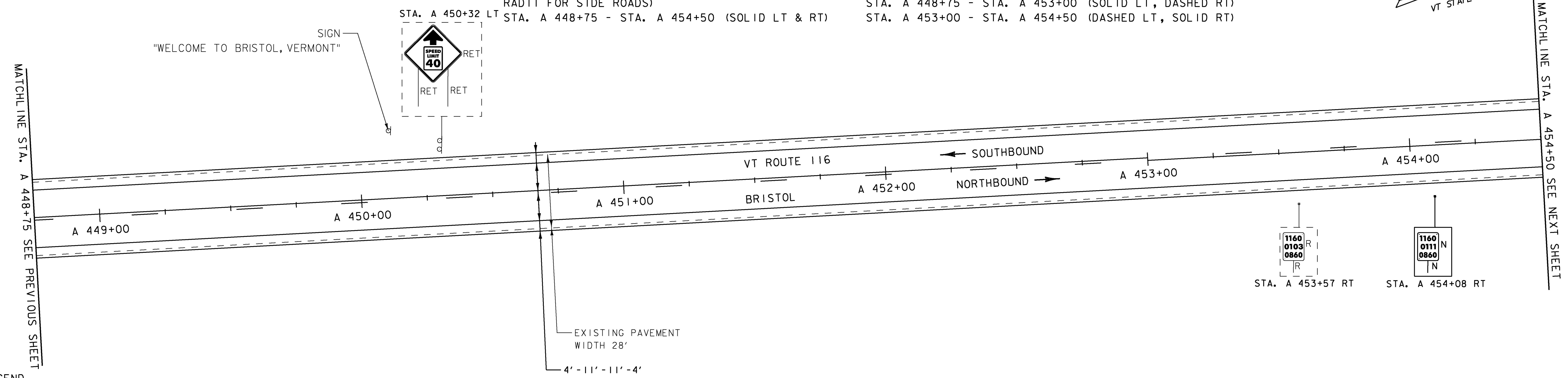
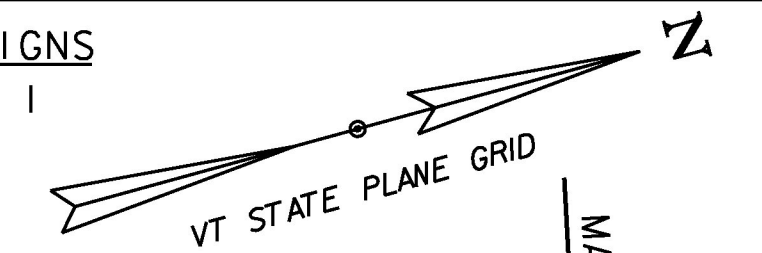


MILLED RUMBLE STRIPS
STA. A 448+75 - STA. A 454+50

DURABLE 4 INCH WHITE LINE, (SEE OPTION ITEMS) &
TEMPORARY 4 INCH WHITE LINE, PAINT
(ALL LINES WILL INCLUDE EDGE LINE BREAKS AND
RADIi FOR SIDE ROADS)
STA. A 448+75 - STA. A 454+50 (SOLID LT & RT)

DURABLE 4 INCH YELLOW LINE, (SEE OPTION ITEMS) &
TEMPORARY 4 INCH YELLOW LINE, PAINT
(ALL LINES WILL INCLUDE CENTERLINE BREAKS FOR SIDE ROADS)
STA. A 448+75 - STA. A 453+00 (SOLID LT, DASHED RT)
STA. A 453+00 - STA. A 454+50 (DASHED LT, SOLID RT)

REMOVING SIGNS
AS SHOWN - 1



SIGN LEGEND
R = REMOVE
R&S = REMOVE AND SALVAGE
RET = RETAIN
S = SALVAGED
N = NEW
B-B = BACK TO BACK
- - = EXISTING
— = NEW



PROJECT NAME: MIDDLEBURY-STARKSBORO	PLOT DATE: 5/4/2017
PROJECT NUMBER: STP 2953(I)	DRAWN BY: J. GOODALL
FILE NAME: z14V227bdr.dgn	CHECKED BY: C.LATHROP
DESIGNED BY: J. GOODALL	SHEET 98 OF 186
PLAN SHEET 72	