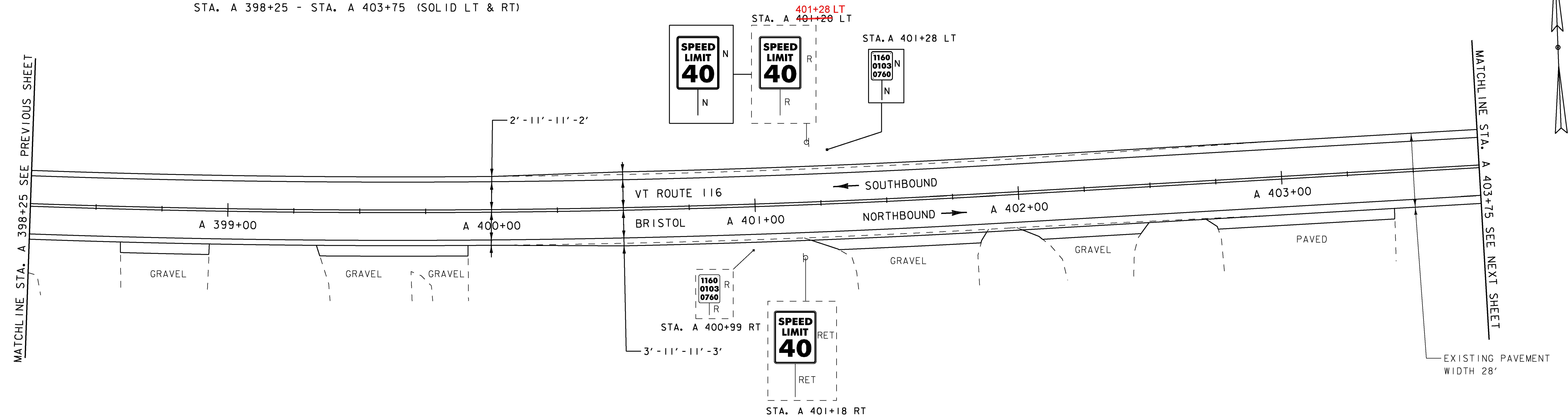


DURABLE 4 INCH WHITE LINE, (SEE OPTION ITEMS) &
 TEMPORARY 4 INCH WHITE LINE, PAINT
 (ALL LINES WILL INCLUDE EDGE LINE BREAKS AND
 RADII FOR SIDE ROADS)
 STA. A 398+25 - STA. A 403+75 (SOLID LT & RT)

DURABLE 4 INCH YELLOW LINE, (SEE OPTION ITEMS) &
 TEMPORARY 4 INCH YELLOW LINE, PAINT
 (ALL LINES WILL INCLUDE CENTERLINE BREAKS FOR SIDE ROADS)
 STA. A 398+25 - STA. A 403+75 (SOLID LT & RT)

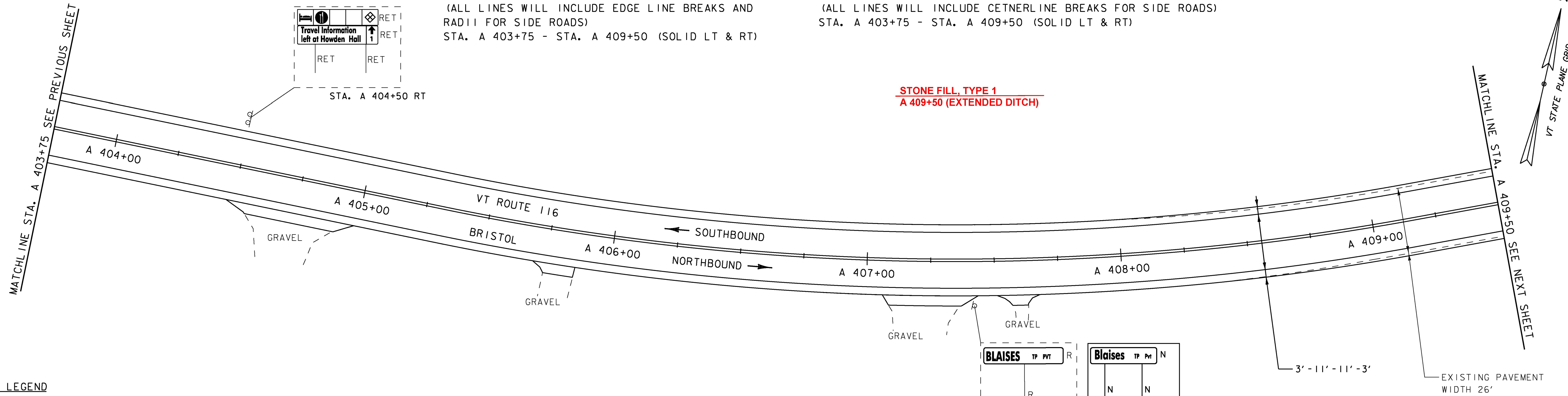
REMOVING SIGNS
 AS SHOWN - 2



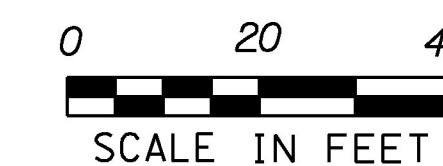
DURABLE 4 INCH WHITE LINE, (SEE OPTION ITEMS) &
 TEMPORARY 4 INCH WHITE LINE, PAINT
 (ALL LINES WILL INCLUDE EDGE LINE BREAKS AND
 RADII FOR SIDE ROADS)
 STA. A 403+75 - STA. A 409+50 (SOLID LT & RT)

DURABLE 4 INCH YELLOW LINE, (SEE OPTION ITEMS) &
 TEMPORARY 4 INCH YELLOW LINE, PAINT
 (ALL LINES WILL INCLUDE CENTERLINE BREAKS FOR SIDE ROADS)
 STA. A 403+75 - STA. A 409+50 (SOLID LT & RT)

REMOVING SIGNS
 AS SHOWN - 1



SIGN LEGEND
 R = REMOVE
 R&S = REMOVE AND SALVAGE
 RET = RETAIN
 S = SALVAGED
 N = NEW
 B-B = BACK TO BACK
 - - = EXISTING
 — = NEW



PROJECT NAME: MIDDLEBURY-STARKSBORO
 PROJECT NUMBER: STP 2953(1)
 FILE NAME: z14V227bdr.dgn
 PROJECT LEADER: C.LATHROP
 DESIGNED BY: J. GOODALL
 PLAN SHEET 68
 PLOT DATE: 5/4/2017
 DRAWN BY: J. GOODALL
 CHECKED BY: C.LATHROP
 SHEET 94 OF 186