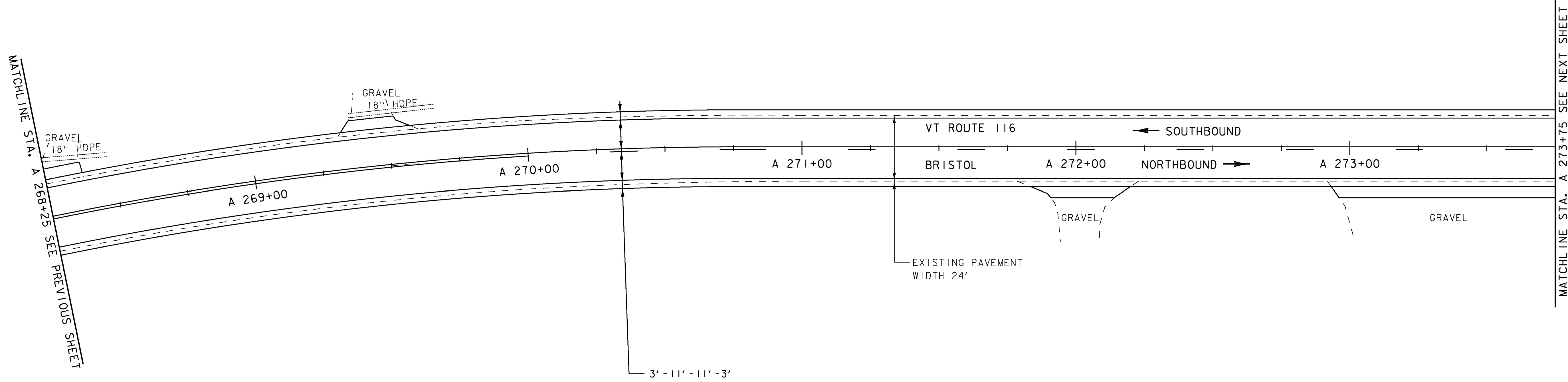
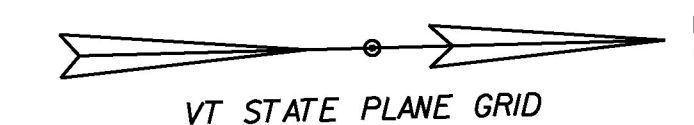


DURABLE 4 INCH WHITE LINE, (SEE OPTION ITEMS) &
 TEMPORARY 4 INCH WHITE LINE, PAINT
 (ALL LINES WILL INCLUDE EDGE LINE BREAKS AND
 RADII FOR SIDE ROADS)
 STA. A 268+25 - STA. A 273+75 (SOLID LT & RT)

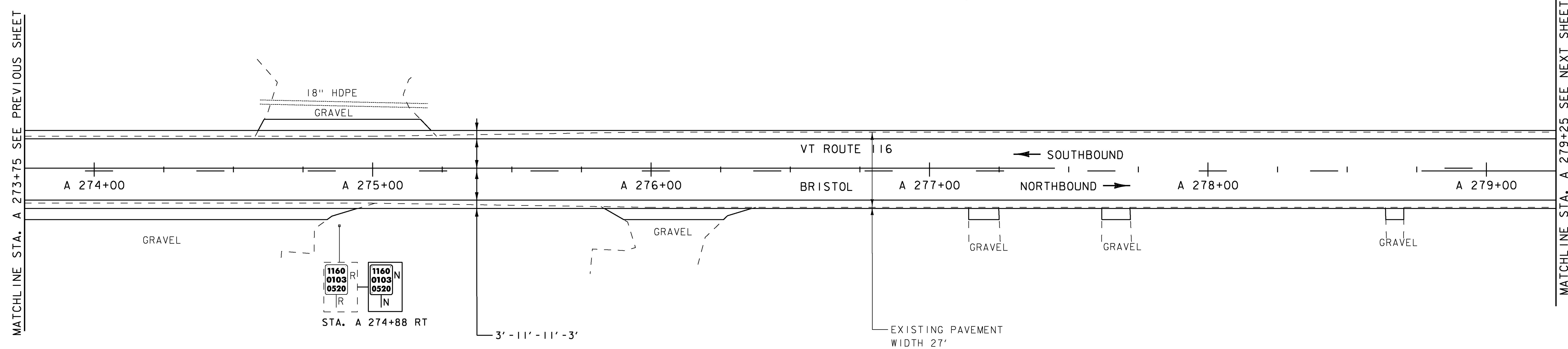
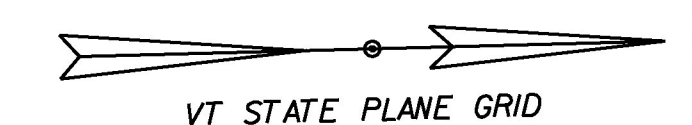
DURABLE 4 INCH YELLOW LINE, (SEE OPTION ITEMS) &
 TEMPORARY 4 INCH YELLOW LINE, PAINT
 (ALL LINES WILL INCLUDE CENTERLINE BREAKS FOR SIDE ROADS)
 STA. A 268+25 - STA. A 270+00 (SOLID LT & RT)
 STA. A 270+00 - STA. A 273+75 (SOLID LT, DASHED RT)



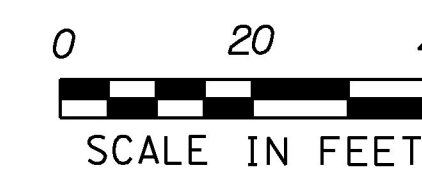
DURABLE 4 INCH WHITE LINE, (SEE OPTION ITEMS) &
 TEMPORARY 4 INCH WHITE LINE, PAINT
 (ALL LINES WILL INCLUDE EDGE LINE BREAKS AND
 RADII FOR SIDE ROADS)
 STA. A 273+75 - STA. A 279+25 (SOLID LT & RT)

DURABLE 4 INCH YELLOW LINE, (SEE OPTION ITEMS) &
 TEMPORARY 4 INCH YELLOW LINE, PAINT
 (ALL LINES WILL INCLUDE CENTERLINE BREAKS FOR SIDE ROADS)
 STA. A 273+75 - STA. A 277+45 (SOLID LT, DASHED RT)
 STA. A 277+45 - STA. A 278+85 (DASHED CTR)
 STA. A 278+85 - STA. A 279+25 (DASHED LT, SOLID RT)

REMOVING SIGNS
 AS SHOWN - 1



SIGN LEGEND
 R = REMOVE
 R&S = REMOVE AND SALVAGE
 RET = RETAIN
 S = SALVAGED
 N = NEW
 B-B = BACK TO BACK
 - - = EXISTING
 — = NEW



PROJECT NAME:	MIDDLEBURY-STARKSBORO
PROJECT NUMBER:	STP 2953(1)
FILE NAME:	z14V227bdr.dgn
PROJECT LEADER:	C.LATHROP
DESIGNED BY:	J. GOODALL
PLAN SHEET 61	
PLOT DATE:	5/4/2017
DRAWN BY:	J. GOODALL
CHECKED BY:	C.LATHROP
SHEET 87 OF 186	