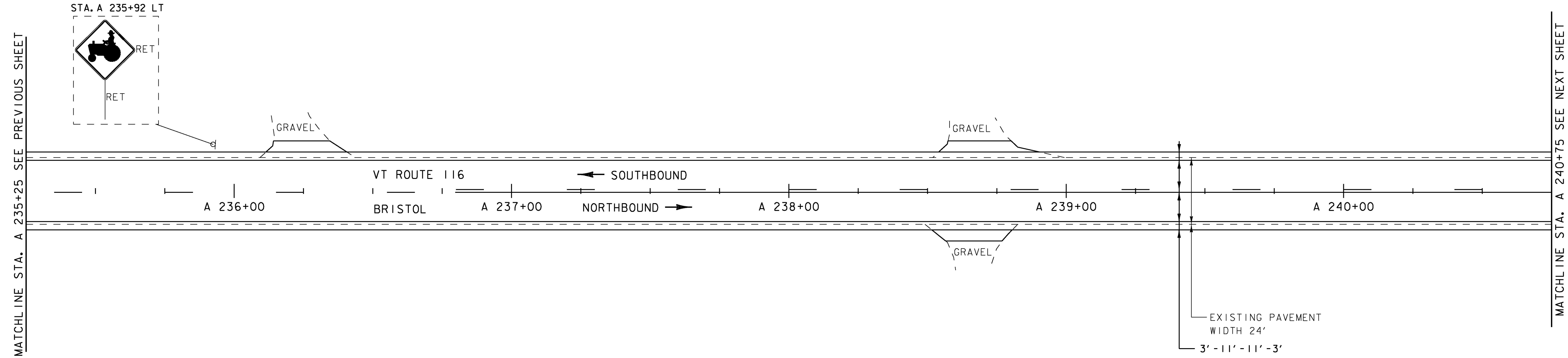
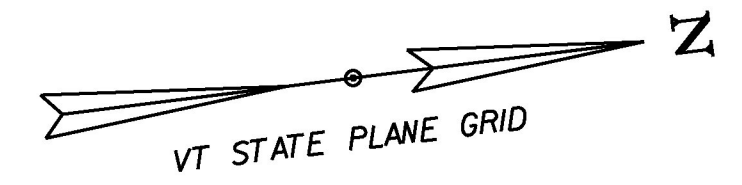


MILLED RUMBLE STRIPS
STA. A 235+25 - STA. A 238+50 CTR

DURABLE 4 INCH WHITE LINE, (SEE OPTION ITEMS) &
TEMPORARY 4 INCH WHITE LINE, PAINT
(ALL LINES WILL INCLUDE EDGE LINE BREAKS AND
RADI1 FOR SIDE ROADS)
STA. A 235+25 - STA. A 240+75 (SOLID LT & RT)

DURABLE 4 INCH YELLOW LINE, (SEE OPTION ITEMS) &
TEMPORARY 4 INCH YELLOW LINE, PAINT
(ALL LINES WILL INCLUDE CENTERLINE BREAKS FOR SIDE ROADS)
STA. A 235+25 - STA. A 236+80 (DASHED CTR)
STA. A 236+80 - STA. A 240+75 (DASHED LT, SOLID RT)

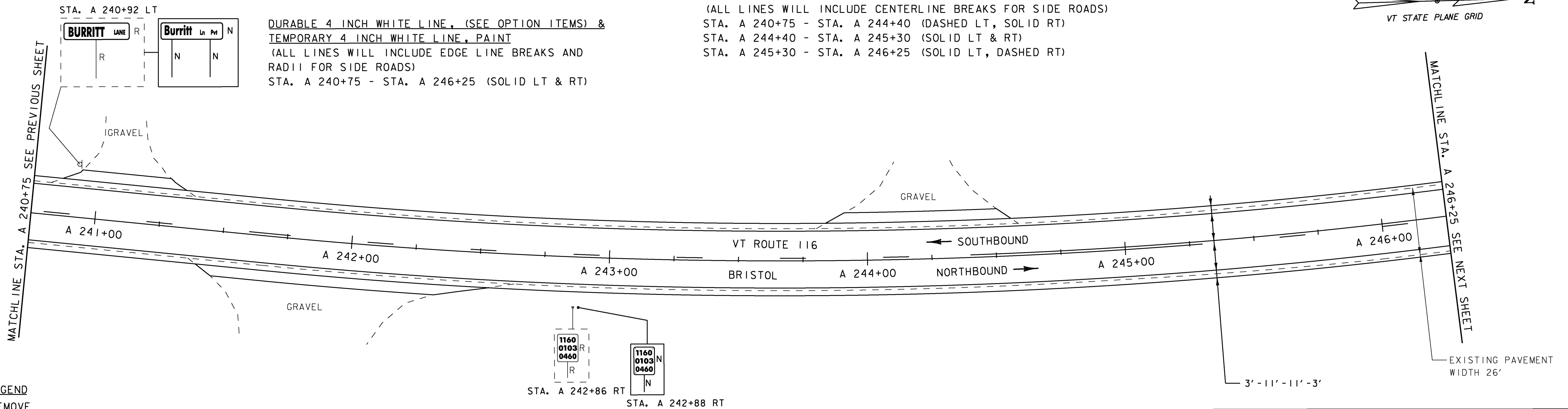
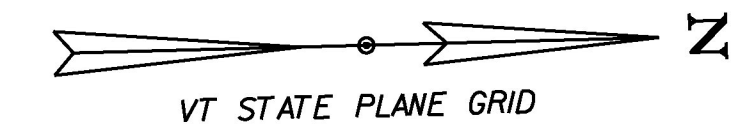


MILLED RUMBLE STRIPS
STA. A 241+00 - STA. A 246+25 CTR

DURABLE 4 INCH WHITE LINE, (SEE OPTION ITEMS) &
TEMPORARY 4 INCH WHITE LINE, PAINT
(ALL LINES WILL INCLUDE EDGE LINE BREAKS AND
RADI1 FOR SIDE ROADS)
STA. A 240+75 - STA. A 246+25 (SOLID LT & RT)

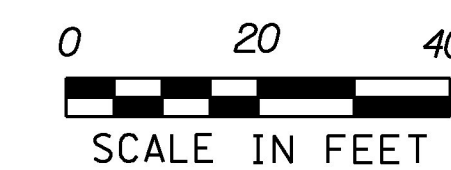
DURABLE 4 INCH YELLOW LINE, (SEE OPTION ITEMS) &
TEMPORARY 4 INCH YELLOW LINE, PAINT
(ALL LINES WILL INCLUDE CENTERLINE BREAKS FOR SIDE ROADS)
STA. A 240+75 - STA. A 244+40 (DASHED LT, SOLID RT)
STA. A 244+40 - STA. A 245+30 (SOLID LT & RT)
STA. A 245+30 - STA. A 246+25 (SOLID LT, DASHED RT)

REMOVING SIGNS
AS SHOWN - 2



SIGN LEGEND

- R = REMOVE
- R&S = REMOVE AND SALVAGE
- RET = RETAIN
- S = SALVAGED
- N = NEW
- B-B = BACK TO BACK
- - = EXISTING
- = NEW



PROJECT NAME: MIDDLEBURY-STARKSBORO
PROJECT NUMBER: STP 2953(1)

FILE NAME: z14V227bdr.dgn
PROJECT LEADER: C.LATHROP
DESIGNED BY: J. GOODALL
PLAN SHEET 58

PLOT DATE: 5/4/2017
DRAWN BY: J. GOODALL
CHECKED BY: C.LATHROP
SHEET 84 OF 186