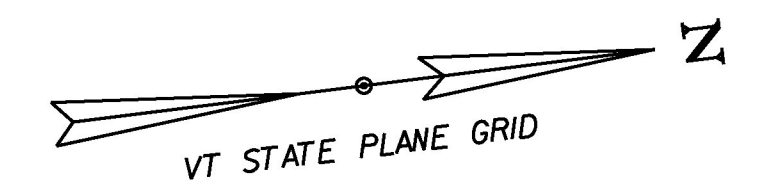
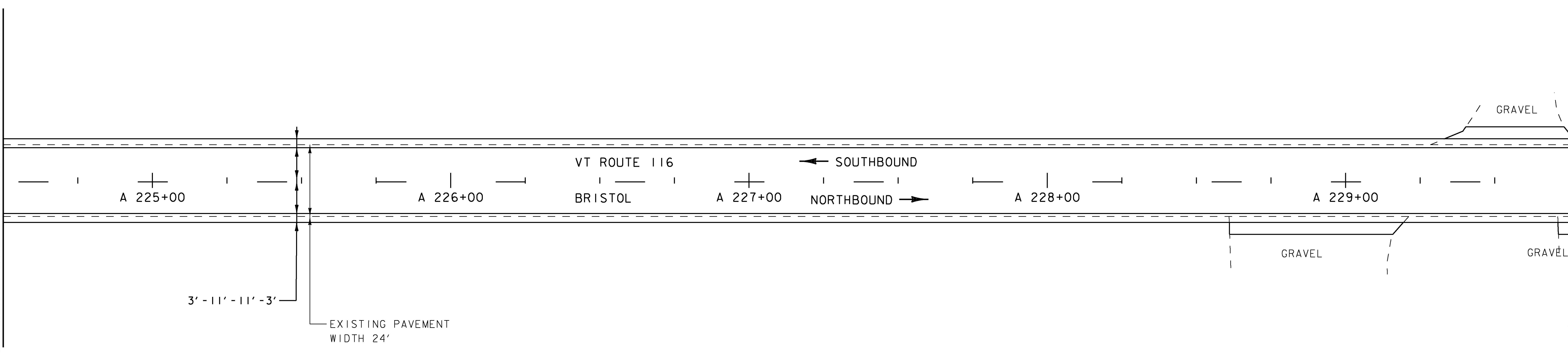


DURABLE 4 INCH WHITE LINE, (SEE OPTION ITEMS) &  
 TEMPORARY 4 INCH WHITE LINE, PAINT  
 (ALL LINES WILL INCLUDE EDGE LINE BREAKS AND  
 RADII FOR SIDE ROADS)  
 STA. A 224+50 - STA. A 229+75 (SOLID LT & RT)

DURABLE 4 INCH YELLOW LINE, (SEE OPTION ITEMS) &  
 TEMPORARY 4 INCH YELLOW LINE, PAINT  
 (ALL LINES WILL INCLUDE CENTERLINE BREAKS FOR SIDE ROADS)  
 STA. A 224+50 - STA. A 229+75 (DASHED CTR)



MATCHLINE STA. A 224+50 SEE PREVIOUS SHEET



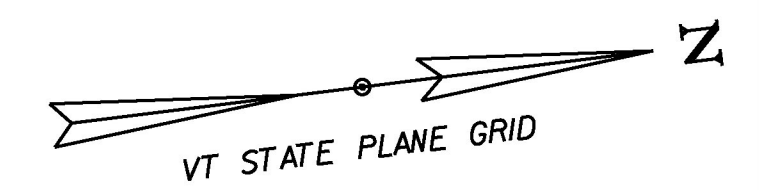
MATCHLINE STA. A 229+75 SEE NEXT SHEET

MILLED RUMBLE STRIPS  
 STA. A 232+00 - STA. A 235+25 CTR

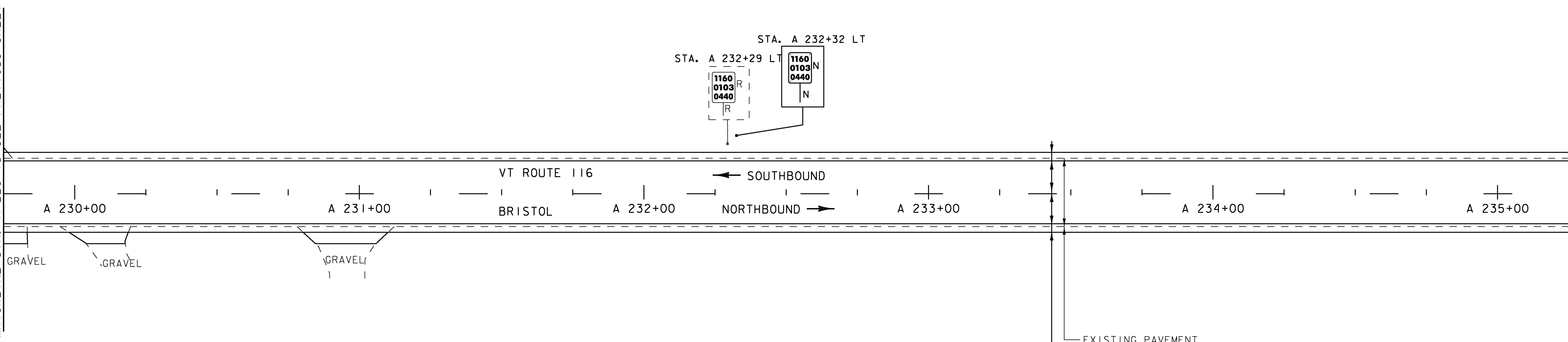
DURABLE 4 INCH WHITE LINE, (SEE OPTION ITEMS) &  
 TEMPORARY 4 INCH WHITE LINE, PAINT  
 (ALL LINES WILL INCLUDE EDGE LINE BREAKS AND  
 RADII FOR SIDE ROADS)  
 STA. A 229+75 - STA. A 235+25 (SOLID LT & RT)

DURABLE 4 INCH YELLOW LINE, (SEE OPTION ITEMS) &  
 TEMPORARY 4 INCH YELLOW LINE, PAINT  
 (ALL LINES WILL INCLUDE CENTERLINE BREAKS FOR SIDE ROADS)  
 STA. A 229+75 - STA. A 235+25 (DASHED CTR)

REMOVING SIGNS  
 AS SHOWN - 1



MATCHLINE STA. A 229+75 SEE PREVIOUS SHEET



MATCHLINE STA. A 235+25 SEE NEXT SHEET

**SIGN LEGEND**  
 R = REMOVE  
 R&S = REMOVE AND SALVAGE  
 RET = RETAIN  
 S = SALVAGED  
 N = NEW  
 B-B = BACK TO BACK  
 - - = EXISTING  
 — = NEW



PROJECT NAME: MIDDLEBURY-STARKSBORO	PLOT DATE: 5/4/2017
PROJECT NUMBER: STP 2953(1)	DRAWN BY: J. GOODALL
FILE NAME: z14V227bdr.dgn	CHECKED BY: C.LATHROP
DESIGNED BY: J. GOODALL	SHEET 83 OF 186
PLAN SHEET 57	