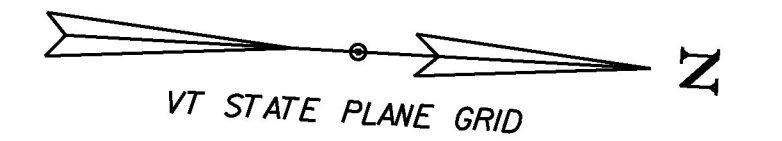


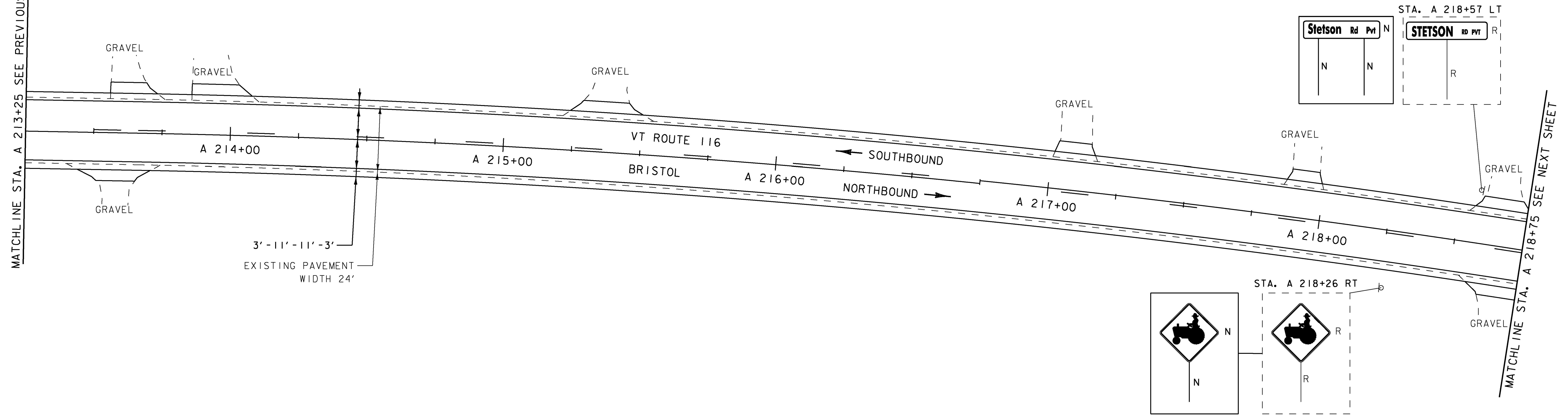
DURABLE 4 INCH WHITE LINE, (SEE OPTION ITEMS) &  
 TEMPORARY 4 INCH WHITE LINE, PAINT  
 (ALL LINES WILL INCLUDE EDGE LINE BREAKS AND  
 RADII FOR SIDE ROADS)  
 STA. A 213+25 - STA. A 218+75 (SOLID LT & RT)

DURABLE 4 INCH YELLOW LINE, (SEE OPTION ITEMS) &  
 TEMPORARY 4 INCH YELLOW LINE, PAINT  
 (ALL LINES WILL INCLUDE CENTERLINE BREAKS FOR SIDE ROADS)  
 STA. A 213+25 - STA. A 216+75 (DASHED LT, SOLID RT)  
 STA. A 216+75 - STA. A 218+75 (SOLID LT, DASHED RT)

REMOVING SIGNS  
 AS SHOWN - 2



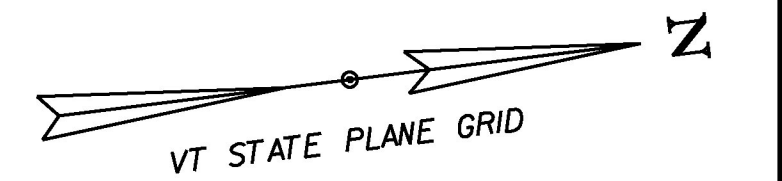
MATCHLINE STA. A 213+25 SEE PREVIOUS SHEET



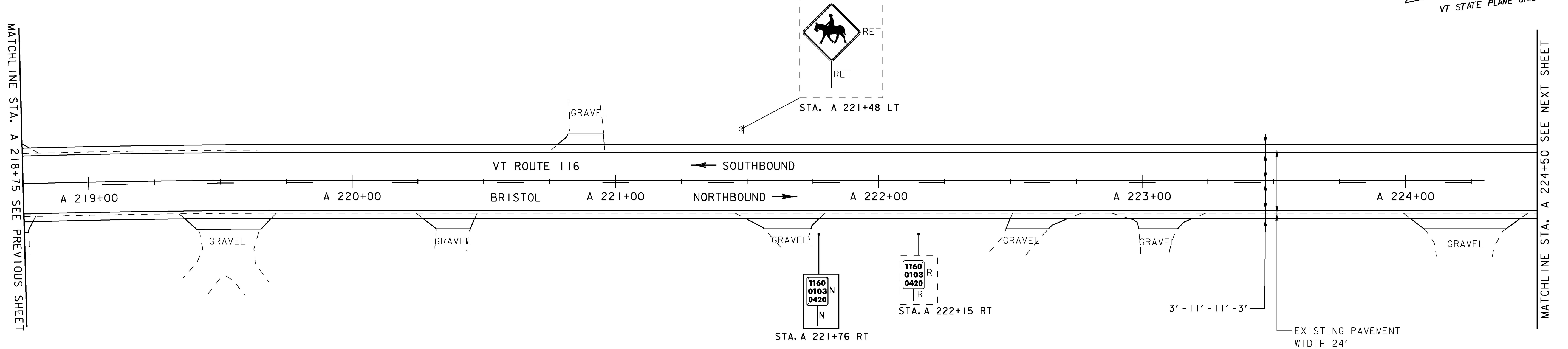
DURABLE 4 INCH WHITE LINE, (SEE OPTION ITEMS) &  
 TEMPORARY 4 INCH WHITE LINE, PAINT  
 (ALL LINES WILL INCLUDE EDGE LINE BREAKS AND  
 RADII FOR SIDE ROADS)  
 STA. A 218+75 - STA. A 224+50 (SOLID LT & RT)

DURABLE 4 INCH YELLOW LINE, (SEE OPTION ITEMS) &  
 TEMPORARY 4 INCH YELLOW LINE, PAINT  
 (ALL LINES WILL INCLUDE CENTERLINE BREAKS FOR SIDE ROADS)  
 STA. A 218+75 - STA. A 224+30 (SOLID LT, DASHED RT)  
 STA. A 224+30 - STA. A 224+50 (DASHED CTR)

REMOVING SIGNS  
 AS SHOWN - 1



MATCHLINE STA. A 218+75 SEE PREVIOUS SHEET



**SIGN LEGEND**  
 R = REMOVE  
 R&S = REMOVE AND SALVAGE  
 RET = RETAIN  
 S = SALVAGED  
 N = NEW  
 B-B = BACK TO BACK  
 - - = EXISTING  
 — = NEW



PROJECT NAME: MIDDLEBURY-STARKSBORO  
 PROJECT NUMBER: STP 2953(I)

FILE NAME: z14V227bdr.dgn  
 PROJECT LEADER: C.LATHROP  
 DESIGNED BY: J. GOODALL  
 PLAN SHEET 56

PLOT DATE: 5/4/2017  
 DRAWN BY: J. GOODALL  
 CHECKED BY: C.LATHROP  
 SHEET 82 OF 186