


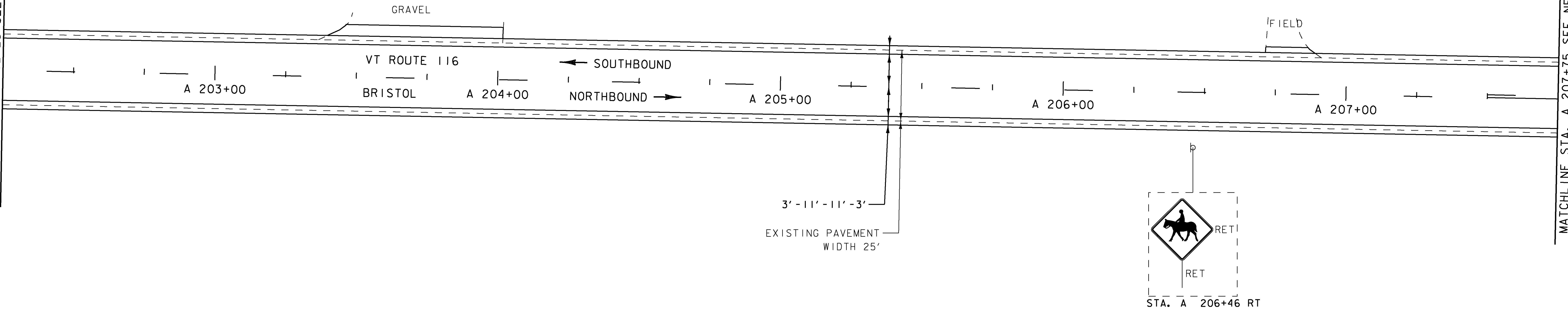
MILLED RUMBLE STRIPS
STA. A 202+25 - STA. A 202+75

DURABLE 4 INCH WHITE LINE, (SEE OPTION ITEMS) &
TEMPORARY 4 INCH WHITE LINE, PAINT
(ALL LINES WILL INCLUDE EDGE LINE BREAKS AND
RADI I FOR SIDE ROADS)
STA. A 202+25 - STA. A 207+75 (SOLID LT & RT)

DURABLE 4 INCH YELLOW LINE, (SEE OPTION ITEMS) &
TEMPORARY 4 INCH YELLOW LINE, PAINT
(ALL LINES WILL INCLUDE CENTERLINE BREAKS FOR SIDE ROADS)
STA. A 202+25 - STA. A 203+25 (SOLID LT, DASHED RT)
STA. A 203+25 - STA. A 207+50 (DASHED CTR)
STA. A 207+50 - STA. A 207+75 (DASHED LT, SOLID RT)



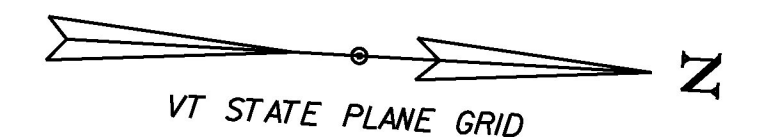
MATCHLINE STA. A 202+25 SEE PREVIOUS SHEET



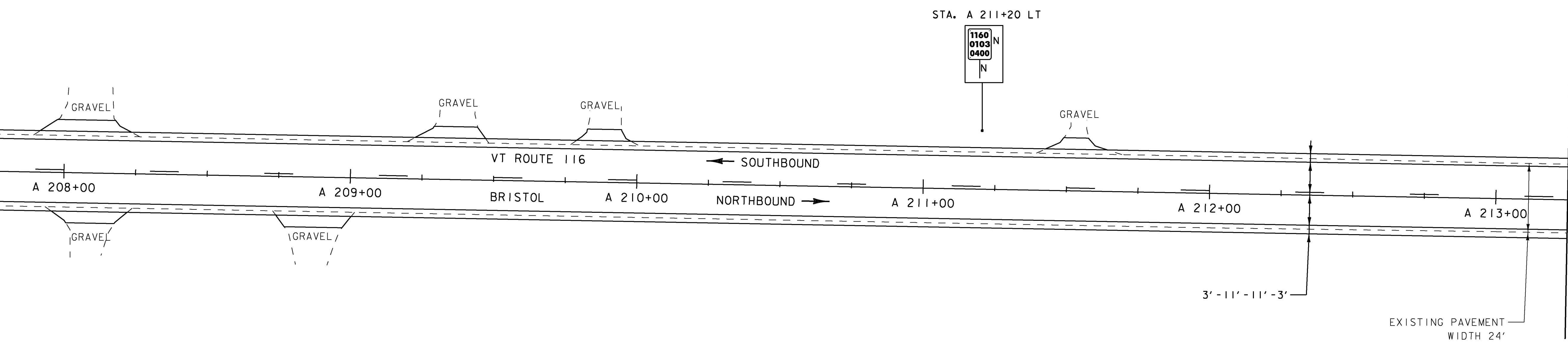
MATCHLINE STA. A 207+75 SEE NEXT SHEET

DURABLE 4 INCH WHITE LINE, (SEE OPTION ITEMS) &
TEMPORARY 4 INCH WHITE LINE, PAINT
(ALL LINES WILL INCLUDE EDGE LINE BREAKS AND
RADI I FOR SIDE ROADS)
STA. A 207+75 - STA. A 213+25 (SOLID LT & RT)

DURABLE 4 INCH YELLOW LINE, (SEE OPTION ITEMS) &
TEMPORARY 4 INCH YELLOW LINE, PAINT
(ALL LINES WILL INCLUDE CENTERLINE BREAKS FOR SIDE ROADS)
STA. A 207+75 - STA. A 213+25 (DASHED LT, SOLID RT)



MATCHLINE STA. A 207+75 SEE PREVIOUS SHEET



MATCHLINE STA. A 213+25 SEE NEXT SHEET

SIGN LEGEND
R = REMOVE
R&S = REMOVE AND SALVAGE
RET = RETAIN
S = SALVAGED
N = NEW
B-B = BACK TO BACK
- - = EXISTING
— = NEW



PROJECT NAME: MIDDLEBURY-STARKSBORO
PROJECT NUMBER: STP 2953(I)

FILE NAME: z14V227bdr.dgn
PROJECT LEADER: C.LATHROP
DESIGNED BY: J. GOODALL
PLAN SHEET 55

PLOT DATE: 5/4/2017
DRAWN BY: J. GOODALL
CHECKED BY: C.LATHROP
SHEET 81 OF 186