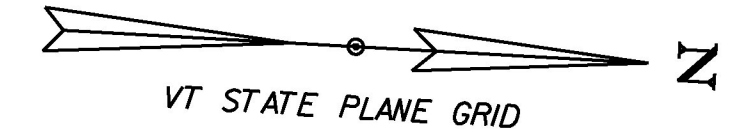


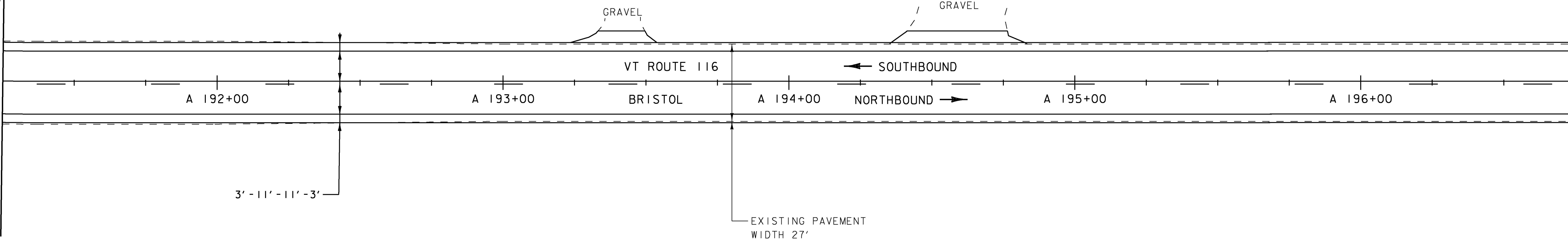
MILLED RUMBLE STRIPS  
STA. A 191+25 - STA. A 196+75 CTR

DURABLE 4 INCH WHITE LINE, (SEE OPTION ITEMS)  
TEMPORARY 4 INCH WHITE LINE, PAINT  
(ALL LINES WILL INCLUDE EDGE LINE BREAKS AND  
RADII FOR SIDE ROADS)  
STA. A 191+25 - STA. A 196+75 (SOLID LT & RT)

DURABLE 4 INCH YELLOW LINE, (SEE OPTION ITEMS) &  
TEMPORARY 4 INCH YELLOW LINE, PAINT  
(ALL LINES WILL INCLUDE CENTERLINE BREAKS FOR SIDE ROADS)  
STA. A 191+25 - STA. A 196+75 (SOLID LT, DASHED RT)



MATCHLINE STA. A 191+25 SEE PREVIOUS SHEET



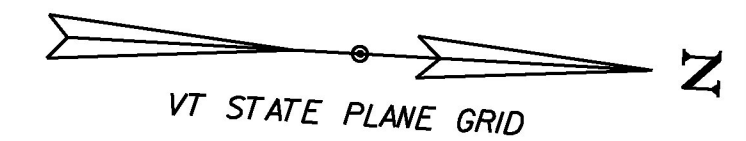
MATCHLINE STA. A 196+75 SEE NEXT SHEET

MILLED RUMBLE STRIPS  
STA. A 196+75 - STA. A 202+25 CTR

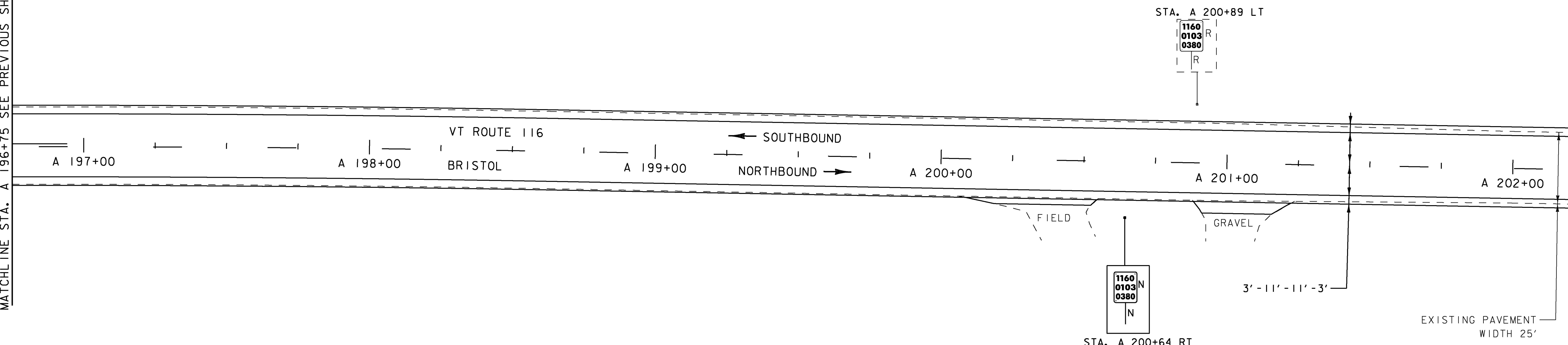
DURABLE 4 INCH WHITE LINE, (SEE OPTION ITEMS) &  
TEMPORARY 4 INCH WHITE LINE, PAINT  
(ALL LINES WILL INCLUDE EDGE LINE BREAKS AND  
RADII FOR SIDE ROADS)  
STA. A 196+75 - STA. A 202+25 (SOLID LT & RT)

DURABLE 4 INCH YELLOW LINE, (SEE OPTION ITEMS) &  
TEMPORARY 4 INCH YELLOW LINE, PAINT  
(ALL LINES WILL INCLUDE CENTERLINE BREAKS FOR SIDE ROADS)  
STA. A 196+75 - STA. A 196+94 (SOLID LT, DASHED RT)  
STA. A 196+94 - STA. A 202+25 (DASHED RT)

REMOVING SIGNS  
AS SHOWN - 1



MATCHLINE STA. A 196+75 SEE PREVIOUS SHEET



MATCHLINE STA. A 202+25 SEE NEXT SHEET

**SIGN LEGEND**  
R = REMOVE  
R&S = REMOVE AND SALVAGE  
RET = RETAIN  
S = SALVAGED  
N = NEW  
B-B = BACK TO BACK  
- - = EXISTING  
— = NEW



PROJECT NAME: MIDDLEBURY-STARKSBORO	PLOT DATE: 5/4/2017
PROJECT NUMBER: STP 2953(1)	DRAWN BY: J. GOODALL
FILE NAME: z14V227bdr.dgn	CHECKED BY: C.LATHROP
DESIGNED BY: J. GOODALL	SHEET 80 OF 186
PLAN SHEET 54	