

MILLED RUMBLE STRIPS
 STA. A 159+25 - STA. A 162+00 CTR

DURABLE 4 INCH WHITE LINE, (SEE OPTION ITEMS) &
 TEMPORARY 4 INCH WHITE LINE, PAINT
 (ALL LINES WILL INCLUDE EDGE LINE BREAKS AND
 RADII FOR SIDE ROADS)
 STA. A 159+25 - STA. A 164+75 (SOLID LT & RT)

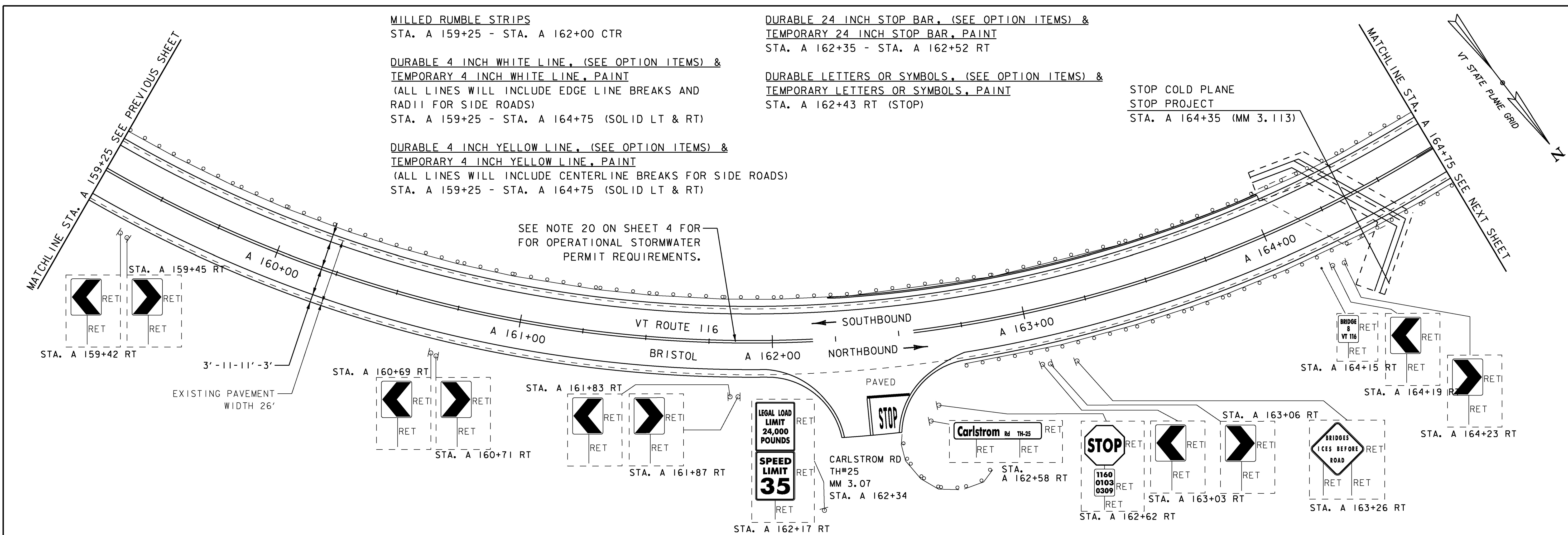
DURABLE 4 INCH YELLOW LINE, (SEE OPTION ITEMS) &
 TEMPORARY 4 INCH YELLOW LINE, PAINT
 (ALL LINES WILL INCLUDE CENTERLINE BREAKS FOR SIDE ROADS)
 STA. A 159+25 - STA. A 164+75 (SOLID LT & RT)

DURABLE 24 INCH STOP BAR, (SEE OPTION ITEMS) &
 TEMPORARY 24 INCH STOP BAR, PAINT
 STA. A 162+35 - STA. A 162+52 RT

DURABLE LETTERS OR SYMBOLS, (SEE OPTION ITEMS) &
 TEMPORARY LETTERS OR SYMBOLS, PAINT
 STA. A 162+43 RT (STOP)

STOP COLD PLANE
 STOP PROJECT
 STA. A 164+35 (MM 3.113)

SEE NOTE 20 ON SHEET 4 FOR
 FOR OPERATIONAL STORMWATER
 PERMIT REQUIREMENTS.

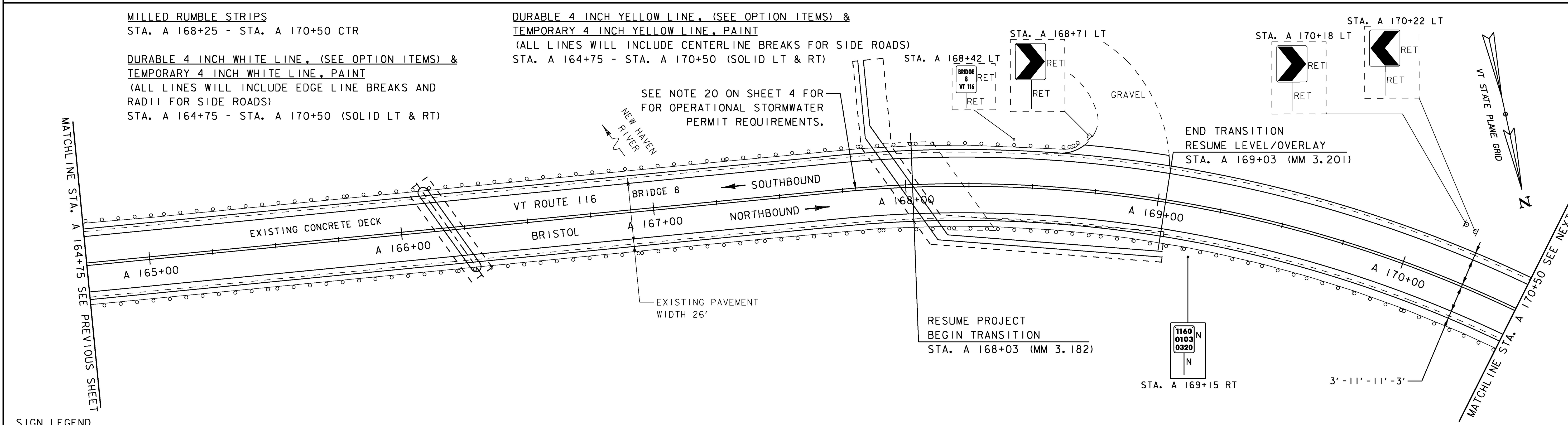


MILLED RUMBLE STRIPS
 STA. A 168+25 - STA. A 170+50 CTR

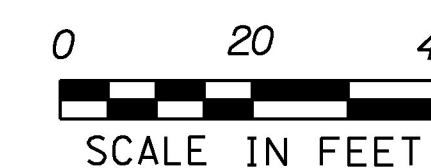
DURABLE 4 INCH WHITE LINE, (SEE OPTION ITEMS) &
 TEMPORARY 4 INCH WHITE LINE, PAINT
 (ALL LINES WILL INCLUDE EDGE LINE BREAKS AND
 RADII FOR SIDE ROADS)
 STA. A 164+75 - STA. A 170+50 (SOLID LT & RT)

DURABLE 4 INCH YELLOW LINE, (SEE OPTION ITEMS) &
 TEMPORARY 4 INCH YELLOW LINE, PAINT
 (ALL LINES WILL INCLUDE CENTERLINE BREAKS FOR SIDE ROADS)
 STA. A 164+75 - STA. A 170+50 (SOLID LT & RT)

SEE NOTE 20 ON SHEET 4 FOR
 FOR OPERATIONAL STORMWATER
 PERMIT REQUIREMENTS.



SIGN LEGEND
 R = REMOVE
 R&S = REMOVE AND SALVAGE
 RET = RETAIN
 S = SALVAGED
 N = NEW
 B-B = BACK TO BACK
 - - = EXISTING
 — = NEW



PROJECT NAME: MIDDLEBURY-STARKSBORO
 PROJECT NUMBER: STP 2953(I)

FILE NAME: z14V227bdr.dgn
 PROJECT LEADER: C.LATHROP
 DESIGNED BY: J. GOODALL
 PLAN SHEET 51

PLOT DATE: 5/4/2017
 DRAWN BY: J. GOODALL
 CHECKED BY: C.LATHROP
 SHEET 77 OF 186