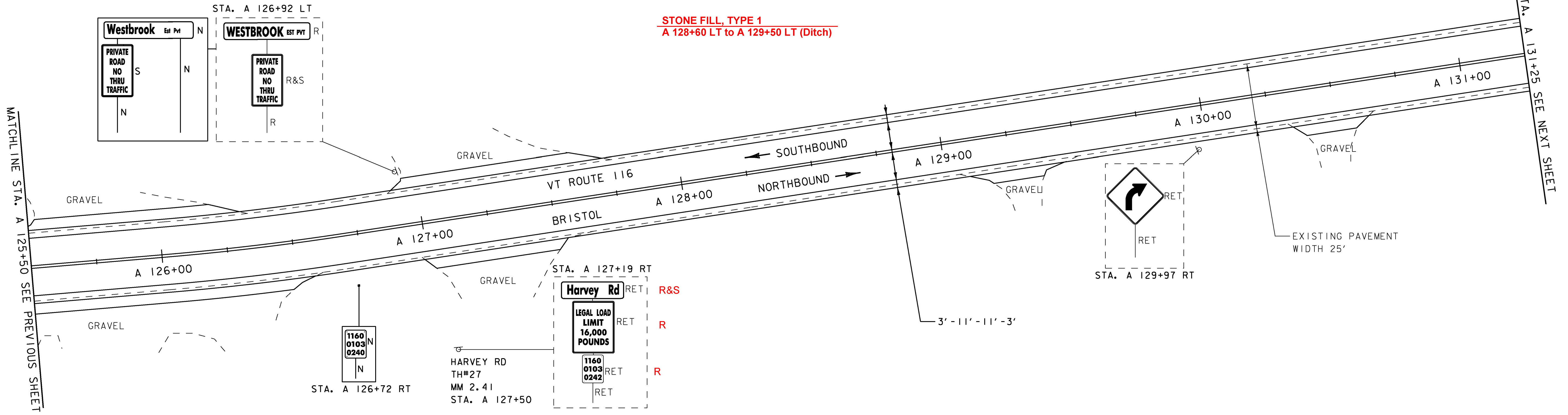
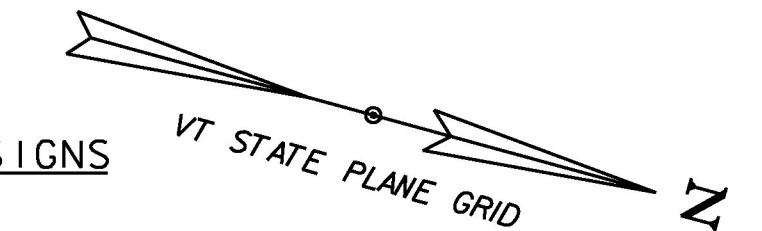


DURABLE 4 INCH WHITE LINE, (SEE OPTION ITEMS) &  
 TEMPORARY 4 INCH WHITE LINE, PAINT  
 (ALL LINES WILL INCLUDE EDGE LINE BREAKS AND  
 RADII FOR SIDE ROADS)  
 STA. A 125+50 - STA. A 131+25 (SOLID LT & RT)

DURABLE 4 INCH YELLOW LINE, (SEE OPTION ITEMS) &  
 TEMPORARY 4 INCH YELLOW LINE, PAINT  
 (ALL LINES WILL INCLUDE CENTERLINE BREAKS FOR SIDE ROADS)  
 STA. A 125+50 - STA. A 131+25 (SOLID LT & RT)

REMOVING SIGNS  
 AS SHOWN - 2

ERECTING SALVAGED SIGNS  
 AS SHOWN - 1



STONE FILL, TYPE 1  
 A 128+60 LT to A 129+50 LT (Ditch)

DURABLE 4 INCH WHITE LINE, (SEE OPTION ITEMS) &  
 TEMPORARY 4 INCH WHITE LINE, PAINT  
 (ALL LINES WILL INCLUDE EDGE LINE BREAKS AND  
 RADII FOR SIDE ROADS)  
 STA. A 131+25 - STA. A 136+75 (SOLID LT & RT)

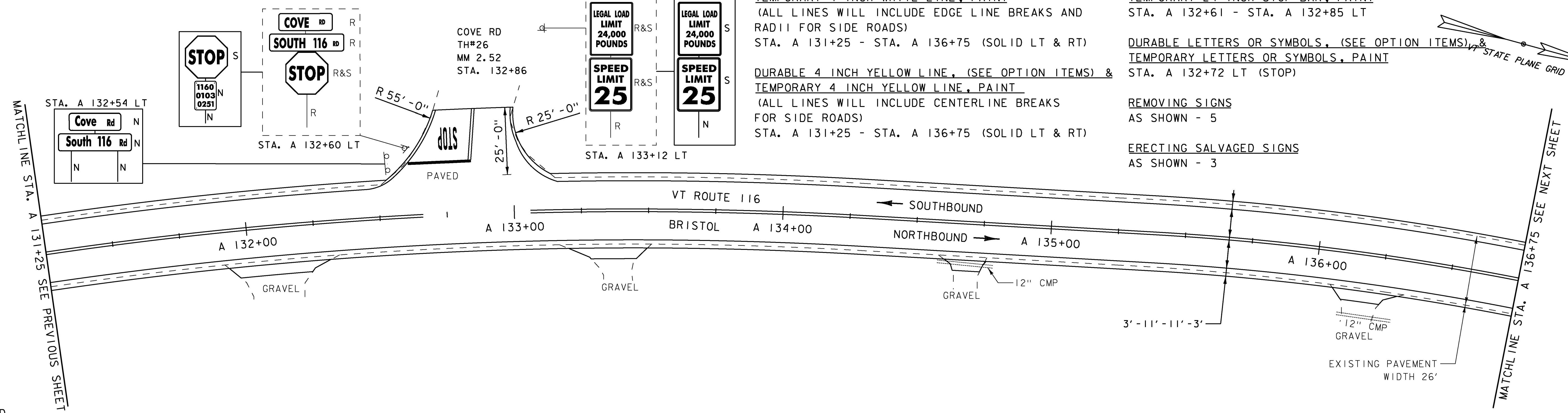
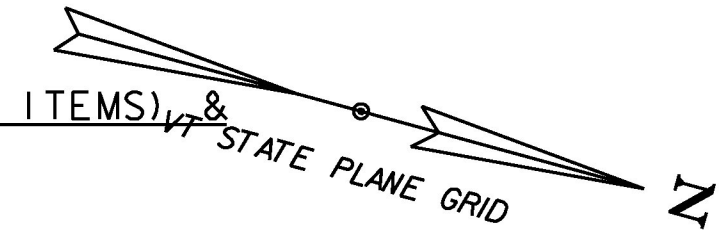
DURABLE 4 INCH YELLOW LINE, (SEE OPTION ITEMS) &  
 TEMPORARY 4 INCH YELLOW LINE, PAINT  
 (ALL LINES WILL INCLUDE CENTERLINE BREAKS  
 FOR SIDE ROADS)  
 STA. A 131+25 - STA. A 136+75 (SOLID LT & RT)

DURABLE 24 INCH STOP BAR, (SEE OPTION ITEMS) &  
 TEMPORARY 24 INCH STOP BAR, PAINT  
 STA. A 132+61 - STA. A 132+85 LT

DURABLE LETTERS OR SYMBOLS, (SEE OPTION ITEMS) &  
 TEMPORARY LETTERS OR SYMBOLS, PAINT  
 STA. A 132+72 LT (STOP)

REMOVING SIGNS  
 AS SHOWN - 5

ERECTING SALVAGED SIGNS  
 AS SHOWN - 3



**SIGN LEGEND**  
 R = REMOVE  
 R&S = REMOVE AND SALVAGE  
 RET = RETAIN  
 S = SALVAGED  
 N = NEW  
 B-B = BACK TO BACK  
 - - = EXISTING  
 — = NEW



PROJECT NAME:	MIDDLEBURY-STARKSBORO	PLOT DATE:	5/4/2017
PROJECT NUMBER:	STP 2953(1)	DRAWN BY:	J. GOODALL
FILE NAME:	z14V227bdr.dgn	CHECKED BY:	C.LATHROP
DESIGNED BY:	J. GOODALL	PLAN SHEET 48	SHEET 74 OF 186