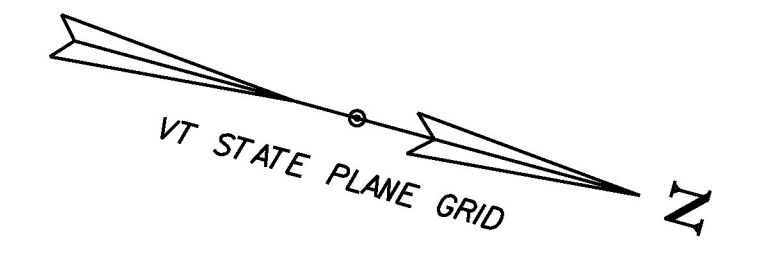


DURABLE 4 INCH WHITE LINE, (SEE OPTION ITEMS) &
 TEMPORARY 4 INCH WHITE LINE, PAINT
 (ALL LINES WILL INCLUDE EDGE LINE BREAKS AND
 RADII FOR SIDE ROADS)
 STA. A 103+25 - STA. A 108+75 (SOLID LT & RT)

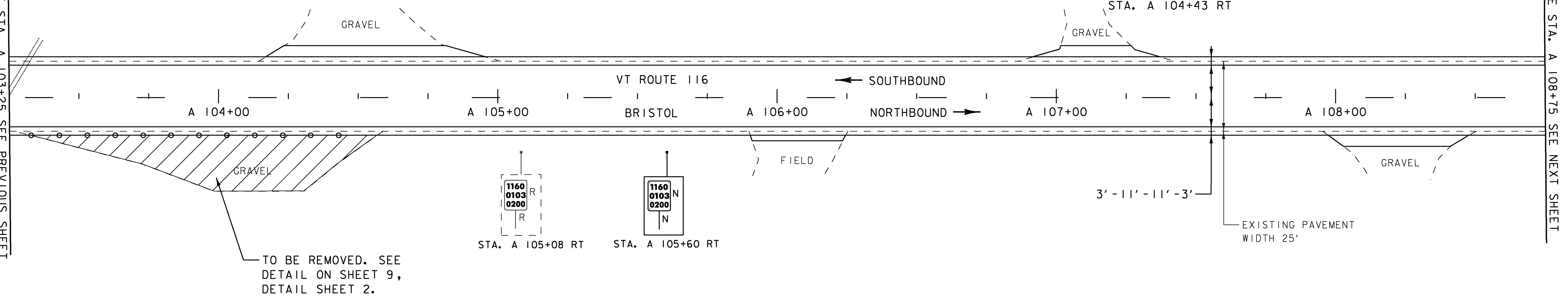
DURABLE 4 INCH YELLOW LINE, (SEE OPTION ITEMS) &
 TEMPORARY 4 INCH YELLOW LINE, PAINT
 (ALL LINES WILL INCLUDE CENTERLINE BREAKS FOR SIDE ROADS)
 STA. A 103+25 - STA. A 108+75 (DASHED CTR)

REMOVING SIGNS
 AS SHOWN - 1

DELINEATOR WITH STEEL POST
 STA. A 103+33 RT
 STA. A 103+43 RT
 STA. A 103+53 RT
 STA. A 103+63 RT
 STA. A 103+73 RT
 STA. A 103+83 RT
 STA. A 103+93 RT
 STA. A 104+03 RT
 STA. A 104+13 RT
 STA. A 104+23 RT
 STA. A 104+33 RT
 STA. A 104+43 RT



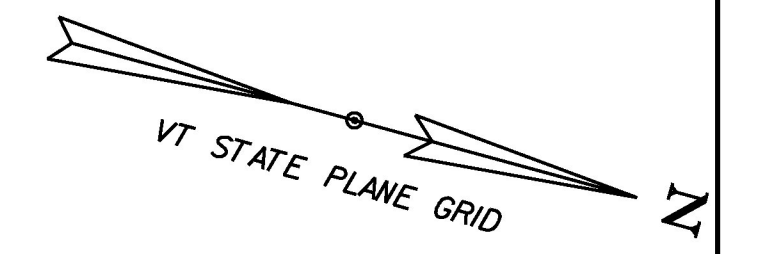
MATCHLINE STA. A 103+25 SEE PREVIOUS SHEET



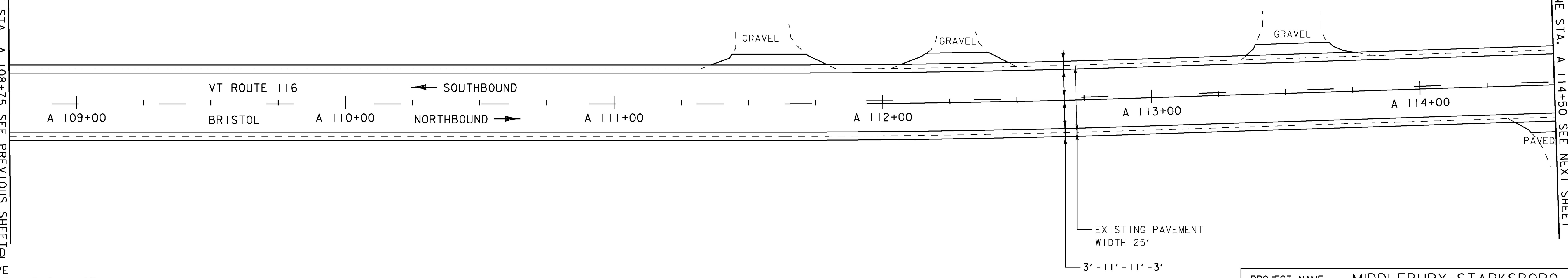
MATCHLINE STA. A 108+75 SEE NEXT SHEET

DURABLE 4 INCH WHITE LINE, (SEE OPTION ITEMS) &
 TEMPORARY 4 INCH WHITE LINE, PAINT
 (ALL LINES WILL INCLUDE EDGE LINE BREAKS AND
 RADII FOR SIDE ROADS)
 STA. A 108+75 - STA. A 114+50 (SOLID LT & RT)

DURABLE 4 INCH YELLOW LINE, (SEE OPTION ITEMS) &
 TEMPORARY 4 INCH YELLOW LINE, PAINT
 (ALL LINES WILL INCLUDE CENTERLINE BREAKS FOR SIDE ROADS)
 STA. A 108+75 - STA. A 111+94 (DASHED CTR)
 STA. A 111+94 - STA. A 114+50 (DASHED LT, SOLID RT)



MATCHLINE STA. A 108+75 SEE PREVIOUS SHEET



MATCHLINE STA. A 114+50 SEE NEXT SHEET

SIGN LEGEND
 R = REMOVE
 R&S = REMOVE AND SALVAGE
 RET = RETAIN
 S = SALVAGED
 N = NEW
 B-B = BACK TO BACK
 = EXISTING
 -- = NEW



PROJECT NAME: MIDDLEBURY-STARKSBORO	PLOT DATE: 5/4/2017
PROJECT NUMBER: STP 2953(1)	DRAWN BY: J. GOODALL
FILE NAME: z14V227bdr.dgn	CHECKED BY: C.LATHROP
DESIGNED BY: J. GOODALL	SHEET 72 OF 186
PLAN SHEET 46	