

DURABLE 4 INCH WHITE LINE, (SEE OPTION ITEMS) &
 TEMPORARY 4 INCH WHITE LINE, PAINT
 (ALL LINES WILL INCLUDE EDGE LINE BREAKS AND
 RADII FOR SIDE ROADS)
 STA. A 91+75 - STA. A 97+50 (SOLID LT & RT)

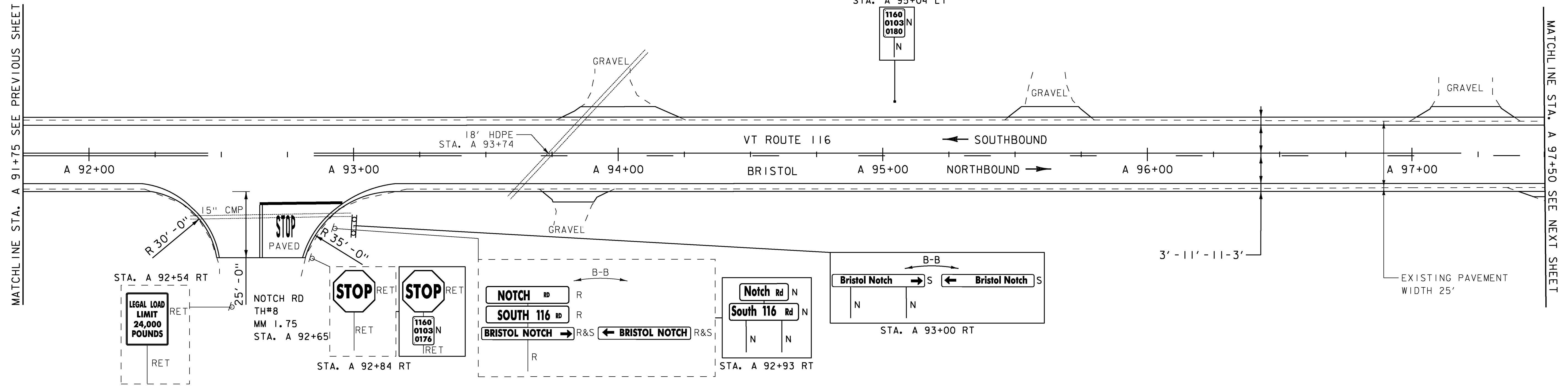

DURABLE 4 INCH YELLOW LINE, (SEE OPTION ITEMS) &
 TEMPORARY 4 INCH YELLOW LINE, PAINT
 (ALL LINES WILL INCLUDE CENTERLINE BREAKS FOR SIDE ROADS)
 STA. A 91+75 - STA. A 93+41 (SOLID LT & RT)
 STA. A 93+41 - STA. A 97+19 (SOLID LT, DASHED RT)
 STA. A 97+19 - STA. A 97+50 (DASHED CTR)

DURABLE 24 INCH STOP BAR, (SEE OPTION ITEMS) &
 TEMPORARY 24 INCH STOP BAR, PAINT
 STA. A 92+64 - STA. A 92+96 RT

DURABLE LETTERS OR SYMBOLS, (SEE OPTION ITEMS) &
 TEMPORARY LETTERS OR SYMBOLS, PAINT
 STA. A 92+75 RT (STOP)

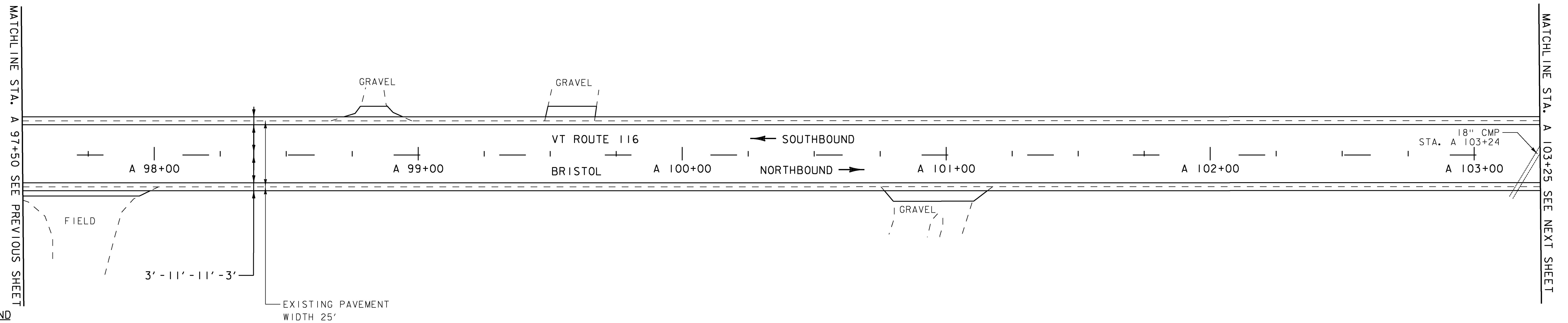

REMOVING SIGNS
 AS SHOWN - 4

ERECTING SALVAGED SIGNS
 AS SHOWN - 2



DURABLE 4 INCH WHITE LINE, (SEE OPTION ITEMS) &
 TEMPORARY 4 INCH WHITE LINE, PAINT
 (ALL LINES WILL INCLUDE EDGE LINE BREAKS AND
 RADII FOR SIDE ROADS)
 STA. A 97+50 - STA. A 103+25 (SOLID LT & RT)

DURABLE 4 INCH YELLOW LINE, (SEE OPTION ITEMS) &
 TEMPORARY 4 INCH YELLOW LINE, PAINT
 (ALL LINES WILL INCLUDE CENTERLINE BREAKS FOR SIDE ROADS)
 STA. A 97+50 - STA. A 103+25 (DASHED CTR)



SIGN LEGEND
 R = REMOVE
 R&S = REMOVE AND SALVAGE
 RET = RETAIN
 S = SALVAGED
 N = NEW
 B-B = BACK TO BACK
 - - = EXISTING
 — = NEW



PROJECT NAME: MIDDLEBURY-STARKSBORO
 PROJECT NUMBER: STP 2953(I)

FILE NAME: z14V227bdr.dgn
 PROJECT LEADER: C.LATHROP
 DESIGNED BY: J. GOODALL
 PLAN SHEET 45

PLOT DATE: 5/4/2017
 DRAWN BY: J. GOODALL
 CHECKED BY: C.LATHROP
 SHEET 71 OF 186