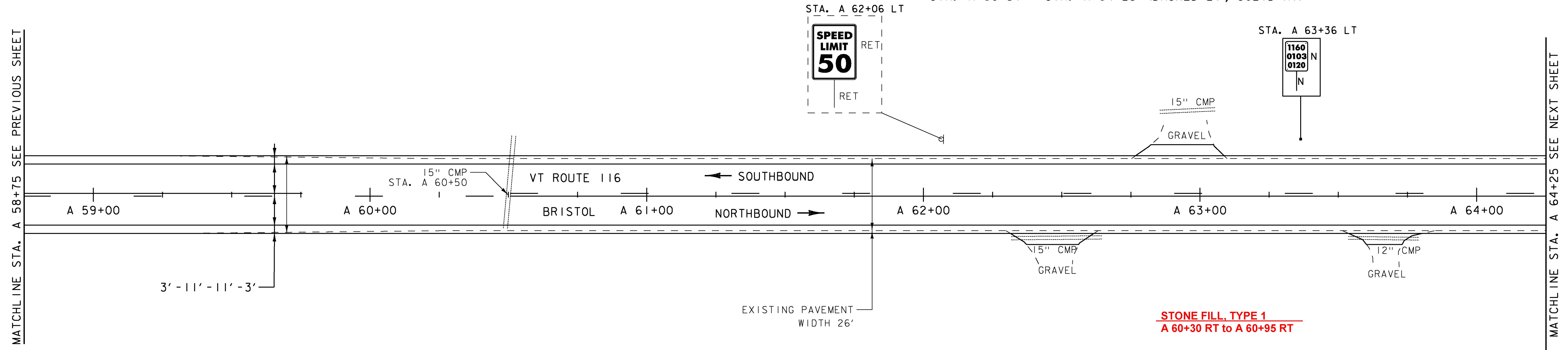
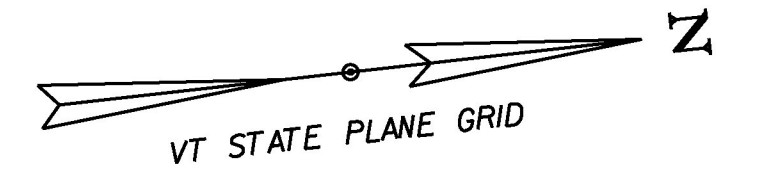


MILLED RUMBLE STRIPS
STA. A 58+75 - STA. A 62+75 CTR

DURABLE 4 INCH WHITE LINE, (SEE OPTION ITEMS) &
TEMPORARY 4 INCH WHITE LINES, PAINT
(ALL LINES WILL INCLUDE EDGE LINE BREAKS AND
RADI1 FOR SIDE ROADS)
STA. A 58+75 - STA. A 64+25 (SOLID LT & RT)

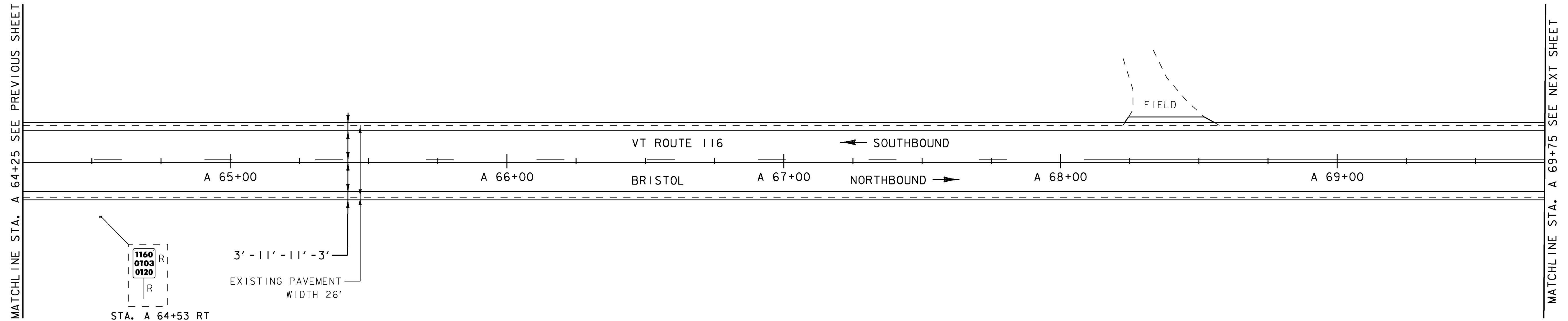
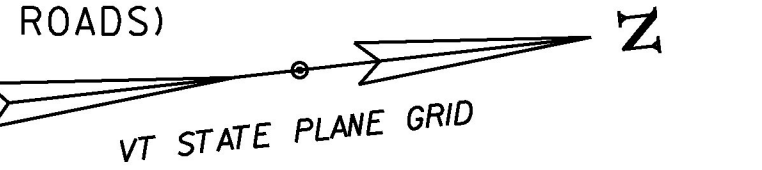
DURABLE 4 INCH YELLOW LINE, (SEE OPTION ITEMS) &
TEMPORARY 4 INCH YELLOW LINES, PAINT
(ALL LINES WILL INCLUDE CENTERLINE BREAKS FOR SIDE ROADS)
STA. A 58+75 - STA. A 59+76 (SOLID LT, DASHED RT)
STA. A 59+76 - STA. A 60+51 (DASHED CTR)
STA. A 60+51 - STA. A 64+25 (DASHED LT, SOLID RT)



MILLED RUMBLE STRIPS
STA. A 65+25 - STA. A 69+75 CTR

DURABLE 4 INCH WHITE LINE, (SEE OPTION ITEMS) &
TEMPORARY 4 INCH WHITE LINE, PAINT
(ALL LINES WILL INLCUDE EDGE LINE BREAKS AND
RADI1 FOR SIDE ROADS)
STA. A 64+25 - STA. A 69+75 (SOLID LT & RT)

DURABLE 4 INCH YELLOW LINE, (SEE OPTION ITEMS) &
TEMPORARY 4 INCH YELLOW LINE, PAINT
(ALL LINES WILL INCLUDE CENTERLINE BREAKS FOR SIDE ROADS)
STA. A 64+25 - STA. A 68+09 (DASHED LT, SOLID RT)
STA. A 68+09 - STA. A 69+75 (SOLID LT & RT)



REMOVING SIGNS
AS SHOWN - 1

- SIGN LEGEND**
- R = REMOVE
 - R&S = REMOVE AND SALVAGE
 - RET = RETAIN
 - S = SALVAGED
 - N = NEW
 - B-B = BACK TO BACK
 - - = EXISTING
 - = NEW



PROJECT NAME: MIDDLEBURY-STARKSBORO	PLOT DATE: 5/4/2017
PROJECT NUMBER: STP 2953(1)	DRAWN BY: J. GOODALL
FILE NAME: z14V227bdr.dgn	CHECKED BY: C.LATHROP
DESIGNED BY: J. GOODALL	SHEET 68 OF 186
PLAN SHEET 42	