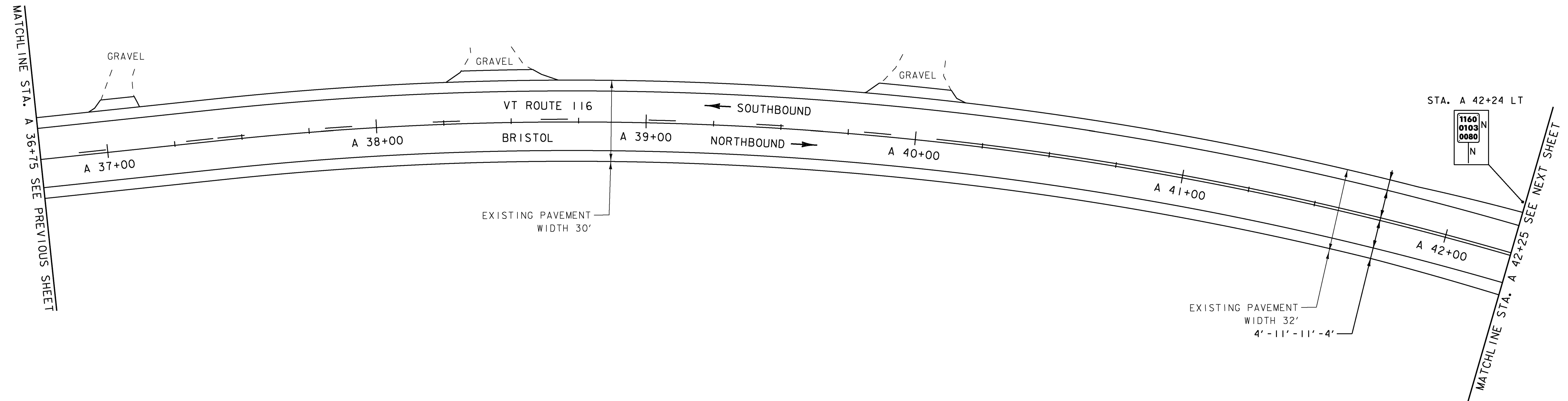
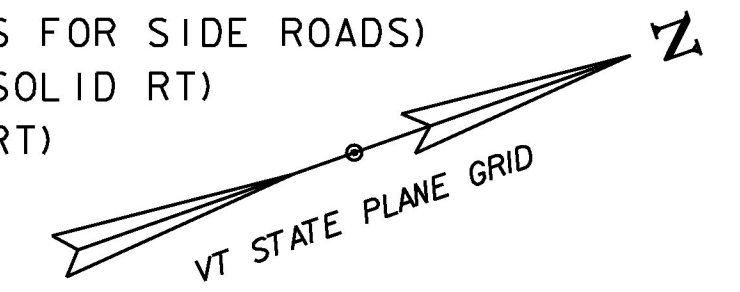


MILLED RUMBLE STRIPS
STA. A 38+00 - STA. A 42+25 CTR

DURABLE 4 INCH WHITE LINE, (SEE OPTION ITEMS) &
TEMPORARY 4 INCH WHITE LINE, PAINT
(ALL LINES WILL INCLUDE EDGE LINE BREAKS AND
RADI I FOR SIDE ROADS)
STA. A 36+75 - STA. A 42+25 (SOLID LT & RT)

DURABLE 4 INCH YELLOW LINE, (SEE OPTION ITEMS) &
TEMPORARY 4 INCH YELLOW LINE, PAINT
(ALL LINES WILL INCLUDE CENTERLINE BREAKS FOR SIDE ROADS)
STA. A 36+75 - STA. A 40+08 (DASHED LT, SOLID RT)
STA. A 40+08 - STA. A 42+25 (SOLID LT & RT)



MILLED RUMBLE STRIPS
STA. A 42+25 - STA. A 47+75 CTR

REPLACE GUARDRAIL POST ASSEMBLY
SEE ITEM DETAIL SHEETS

DURABLE 4 INCH WHITE LINE, (SEE OPTION ITEMS) &
TEMPORARY 4 INCH WHITE LINE, PAINT
(ALL LINES WILL INCLUDE EDGE LINE BREAKS AND
RADI I FOR SIDE ROADS)
STA. A 42+25 - STA. A 47+75 (SOLID LT & RT)

REMOVING SIGNS
AS SHOWN - 2

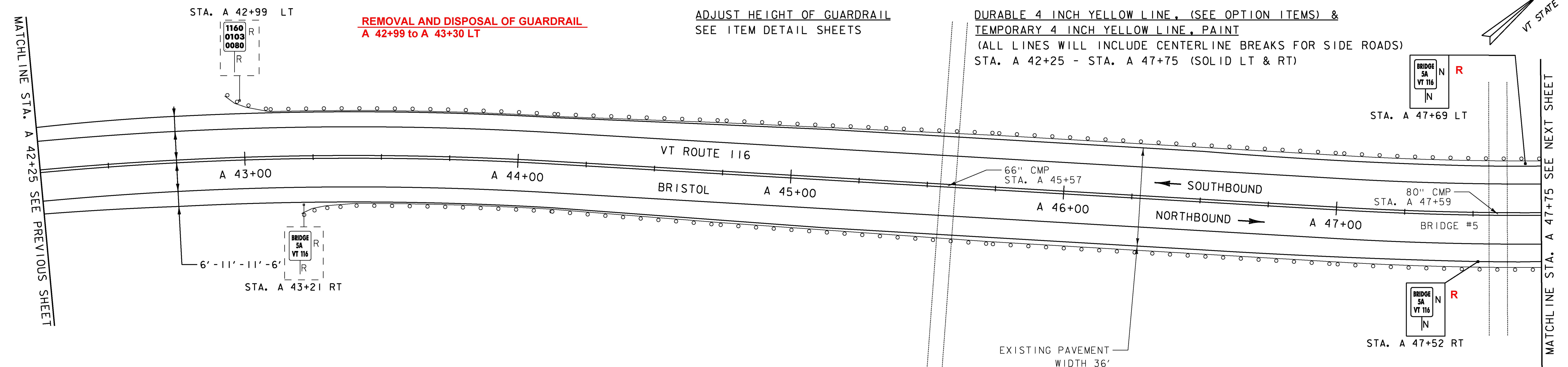
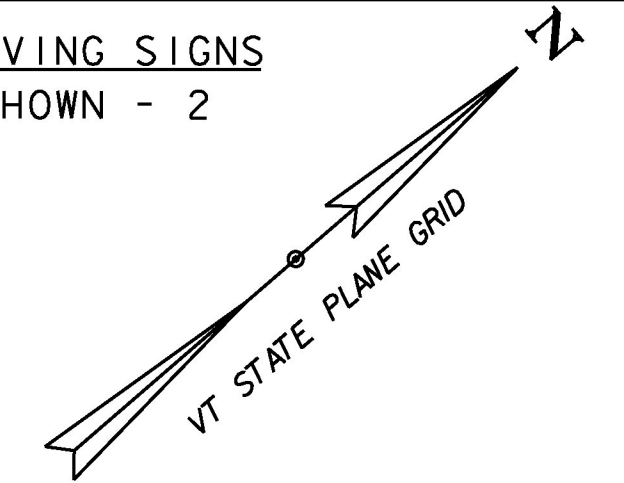
STEEL BEAM GUARDRAIL, GALVANIZED
A 42+99 to A 43+30 LT

REPLACE GUARDRAIL BEAM UNIT
SEE ITEM DETAIL SHEETS

DURABLE 4 INCH YELLOW LINE, (SEE OPTION ITEMS) &
TEMPORARY 4 INCH YELLOW LINE, PAINT
(ALL LINES WILL INCLUDE CENTERLINE BREAKS FOR SIDE ROADS)
STA. A 42+25 - STA. A 47+75 (SOLID LT & RT)

REMOVAL AND DISPOSAL OF GUARDRAIL
A 42+99 to A 43+30 LT

ADJUST HEIGHT OF GUARDRAIL
SEE ITEM DETAIL SHEETS



SIGN LEGEND
R = REMOVE
R&S = REMOVE AND SALVAGE
RET = RETAIN
S = SALVAGED
N = NEW
B-B = BACK TO BACK
- - = EXISTING
— = NEW



PROJECT NAME: MIDDLEBURY-STARKSBORO
PROJECT NUMBER: STP 2953(I)

FILE NAME: z14V227bdr.dgn
PROJECT LEADER: C.LATHROP
DESIGNED BY: J. GOODALL
PLAN SHEET 40

PLOT DATE: 5/4/2017
DRAWN BY: J. GOODALL
CHECKED BY: C.LATHROP
SHEET 66 OF 186