

MILLED RUMBLE STRIPS
STA. 307+25 - STA. 312+75 CTR

REHAB DROP INLETS, CATCH BASINS, OR
MANHOLES, CLASS I, CLASS II, CLASS III
~~STA. 309+21 RT (GRATE TYPE D)~~

STEEL BEAM GUARDRAIL, GALVANIZED
STA. 310+35.5 - STA. 310+73 LT

ANCHOR FOR STEEL BEAM GUARDRAIL
AS SHOWN - 1 **310+73 LT**
(SEE STD G1-D)

REPLACE GUARDRAIL POST ASSEMBLY
SEE ITEM DETAIL SHEETS

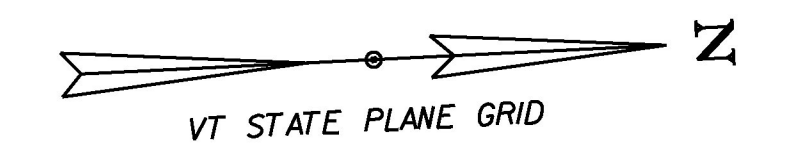
REPLACE GUARDRAIL BEAM UNIT
SEE ITEM DETAIL SHEETS

ADJUST HEIGHT OF GUARDRAIL
SEE ITEM DETAIL SHEETS

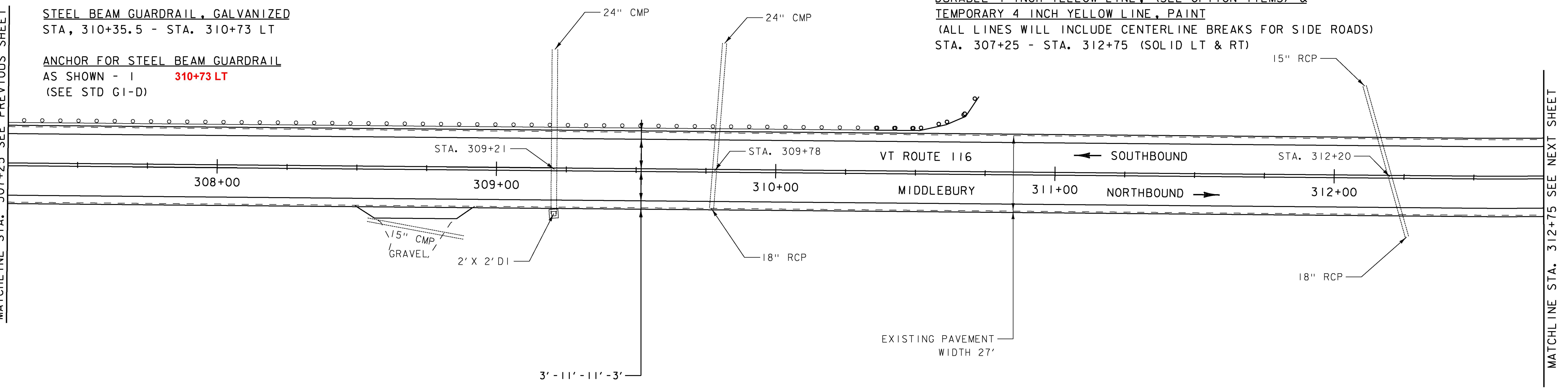
REMOVAL AND DISPOSAL OF GUARDRAIL
STA. 310+35.5 - STA. 310+73 LT

DURABLE 4 INCH WHITE LINE, (SEE OPTION ITEMS) &
TEMPORARY 4 INCH WHITE LINE, PAINT
(ALL LINES WILL INCLUDE EDGE LINE BREAKS AND
RADI FOR SIDE ROADS)
STA. 307+25 - STA. 312+75 (SOLID LT & RT)

DURABLE 4 INCH YELLOW LINE, (SEE OPTION ITEMS) &
TEMPORARY 4 INCH YELLOW LINE, PAINT
(ALL LINES WILL INCLUDE CENTERLINE BREAKS FOR SIDE ROADS)
STA. 307+25 - STA. 312+75 (SOLID LT & RT)



MATCHLINE STA. 307+25 SEE PREVIOUS SHEET



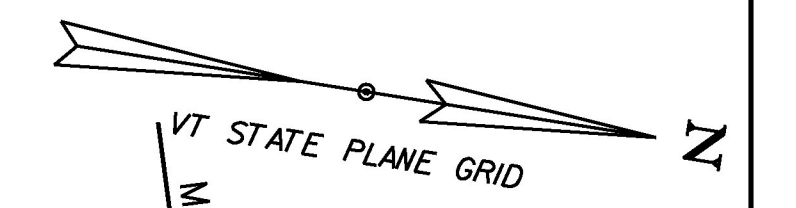
MATCHLINE STA. 312+75 SEE NEXT SHEET

MILLED RUMBLE STRIPS
STA. 312+75 - STA. 317+75 CTR

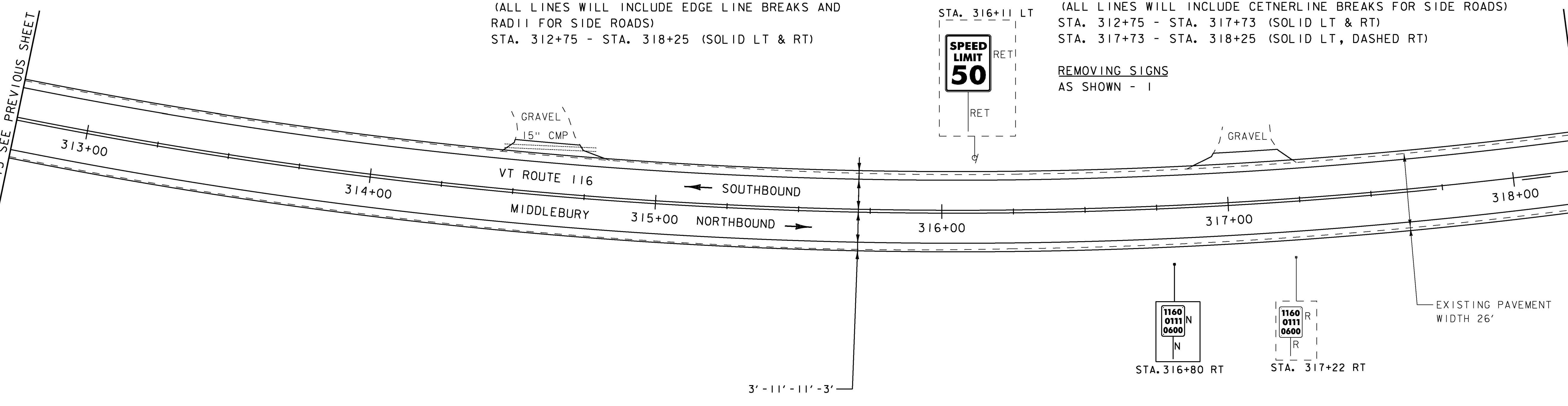
DURABLE 4 INCH WHITE LINE, (SEE OPTION ITEMS) &
TEMPORARY 4 INCH WHITE LINE, PAINT
(ALL LINES WILL INCLUDE EDGE LINE BREAKS AND
RADI FOR SIDE ROADS)
STA. 312+75 - STA. 318+25 (SOLID LT & RT)

DURABLE 4 INCH YELLOW LINE, (SEE OPTION ITEMS) &
TEMPORARY 4 INCH YELLOW LINE, PAINT
(ALL LINES WILL INCLUDE CENTERLINE BREAKS FOR SIDE ROADS)
STA. 312+75 - STA. 317+73 (SOLID LT & RT)
STA. 317+73 - STA. 318+25 (SOLID LT, DASHED RT)

REMOVING SIGNS
AS SHOWN - 1



MATCHLINE STA. 312+75 SEE PREVIOUS SHEET



MATCHLINE STA. 318+25 SEE NEXT SHEET

SIGN LEGEND
R = REMOVE
R&S = REMOVE AND SALVAGE
RET = RETAIN
S = SALVAGED
N = NEW
B-B = BACK TO BACK
- - = EXISTING
— = NEW



PROJECT NAME: MIDDLEBURY-STARKSBORO	PLOT DATE: 5/4/2017
PROJECT NUMBER: STP 2953(1)	DRAWN BY: J. GOODALL
FILE NAME: z14V227bdr.dgn	CHECKED BY: C.LATHROP
PROJECT LEADER: C.LATHROP	SHEET 58 OF 186
DESIGNED BY: J. GOODALL	PLAN SHEET 32