

MILLED RUMBLE STRIPS
STA. 296+50 - STA. 301+75 CTR

STEEL BEAM GUARDRAIL, GALVANIZED
STA. 296+51.5 - STA. 296+89 LT
STA. 301+45 - STA. 301+75 LT

ANCHOR FOR STEEL BEAM GUARDRAIL
AS SHOWN - 2 296+89 LT
(SEE STD G1-D) 301+45 LT

REPLACE GUARDRAIL POST ASSEMBLY
SEE ITEM DETAIL SHEETS

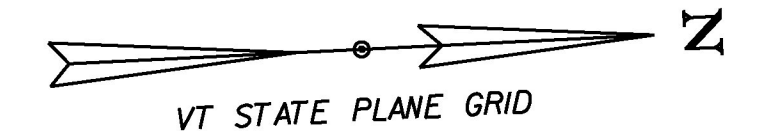
ADJUST HEIGHT OF GUARDRAIL
SEE ITEM DETAIL SHEETS

REMOVAL AND DISPOSAL OF GUARDRAIL
STA. 296+51.5 - STA. 296+89 LT
STA. 301+45 - STA. 301+75

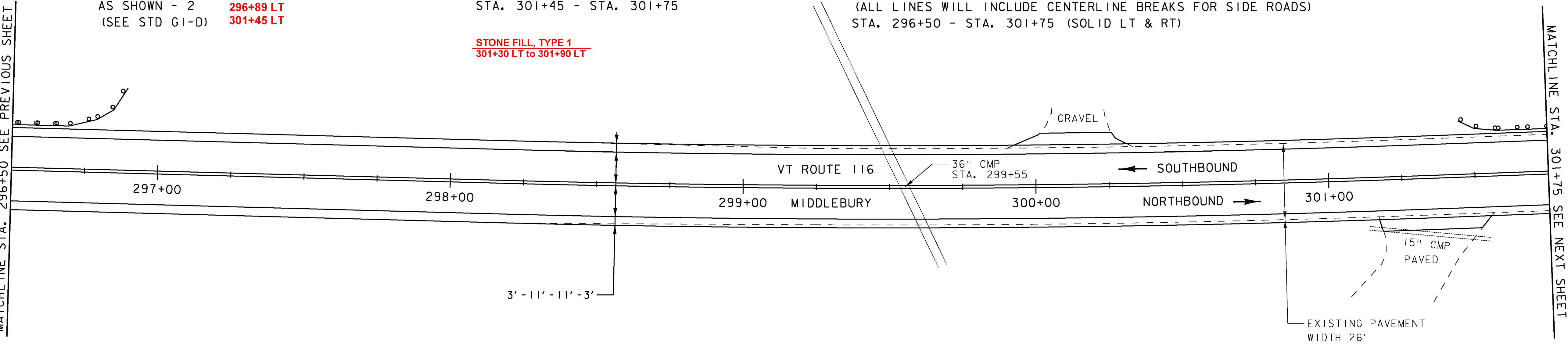
STONE FILL, TYPE 1
301+30 LT to 301+90 LT

DURABLE 4 INCH WHITE LINE, (SEE OPTION ITEMS) &
TEMPORARY 4 INCH WHITE LINE, PAINT
(ALL LINES WILL INCLUDE EDGE LINE BREAKS AND
RADII FOR SIDE ROADS)
STA. 296+50 - STA. 301+75 (SOLID LT & RT)

DURABLE 4 INCH YELLOW LINE, (SEE OPTION ITEMS) &
TEMPORARY 4 INCH YELLOW LINE, PAINT
(ALL LINES WILL INCLUDE CENTERLINE BREAKS FOR SIDE ROADS)
STA. 296+50 - STA. 301+75 (SOLID LT & RT)



MATCHLINE STA. 296+50 SEE PREVIOUS SHEET



MATCHLINE STA. 301+75 SEE NEXT SHEET

MILLED RUMBLE STRIPS
STA. 301+75 - STA. 307+25 CTR

STEEL BEAM GUARDRAIL, GALVANIZED
STA. 301+75 - STA. 301+82.5 LT

REPLACE GUARDRAIL POST ASSEMBLY
SEE ITEM DETAIL SHEETS

REPLACE GUARDRAIL BEAM UNIT
SEE ITEM DETAIL SHEETS

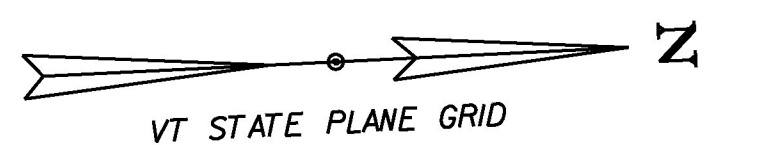
ADJUST HEIGHT OF GUARDRAIL
SEE ITEM DETAIL SHEETS

REMOVAL AND DISPOSAL OF GUARDRAIL
STA. 301+75 - STA. 301+82.5 LT

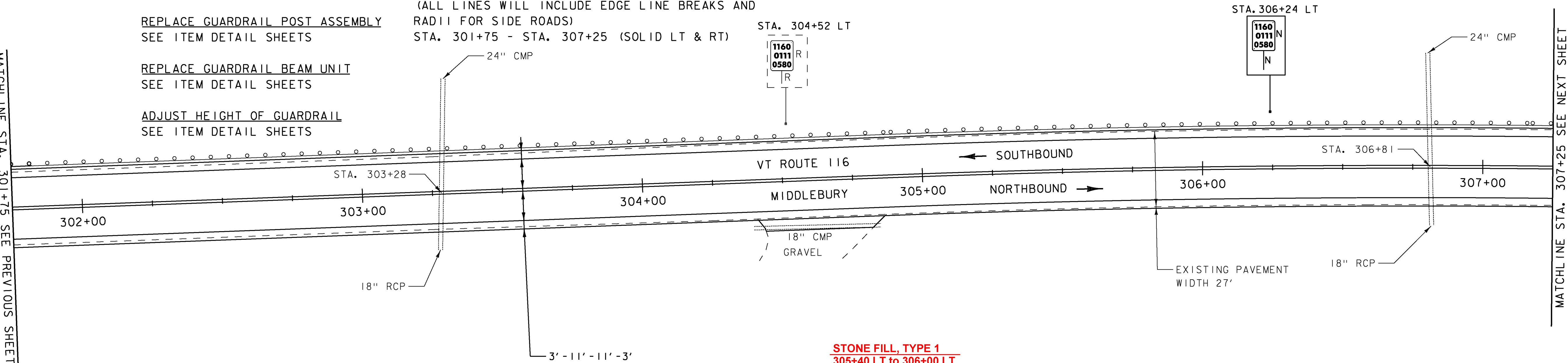
DURABLE 4 INCH WHITE LINE, (SEE OPTION ITEMS) &
TEMPORARY 4 INCH WHITE LINE, PAINT
(ALL LINES WILL INCLUDE EDGE LINE BREAKS AND
RADII FOR SIDE ROADS)
STA. 301+75 - STA. 307+25 (SOLID LT & RT)

DURABLE 4 INCH YELLOW LINE, (SEE OPTION ITEMS) &
TEMPORARY 4 INCH YELLOW LINE, PAINT
(ALL LINES WILL INCLUDE CENTERLINE BREAKS FOR SIDE ROADS)
STA. 301+75 - STA. 307+25 (SOLID LT & RT)

REMOVING SIGNS
AS SHOWN - 1



MATCHLINE STA. 301+75 SEE PREVIOUS SHEET



MATCHLINE STA. 307+25 SEE NEXT SHEET

STONE FILL, TYPE 1
305+40 LT to 306+00 LT
302+15 LT to 302+50 LT
301+30 LT to 301+90 LT

SIGN LEGEND

- R = REMOVE
- R&S = REMOVE AND SALVAGE
- RET = RETAIN
- S = SALVAGED
- N = NEW
- B-B = BACK TO BACK
- - = EXISTING
- = NEW



PROJECT NAME: MIDDLEBURY-STARKSBORO
PROJECT NUMBER: STP 2953(I)

FILE NAME: z14V227bdr.dgn
PROJECT LEADER: C.LATHROP
DESIGNED BY: J. GOODALL
PLAN SHEET 31

PLOT DATE: 5/4/2017
DRAWN BY: J. GOODALL
CHECKED BY: C.LATHROP
SHEET 57 OF 186