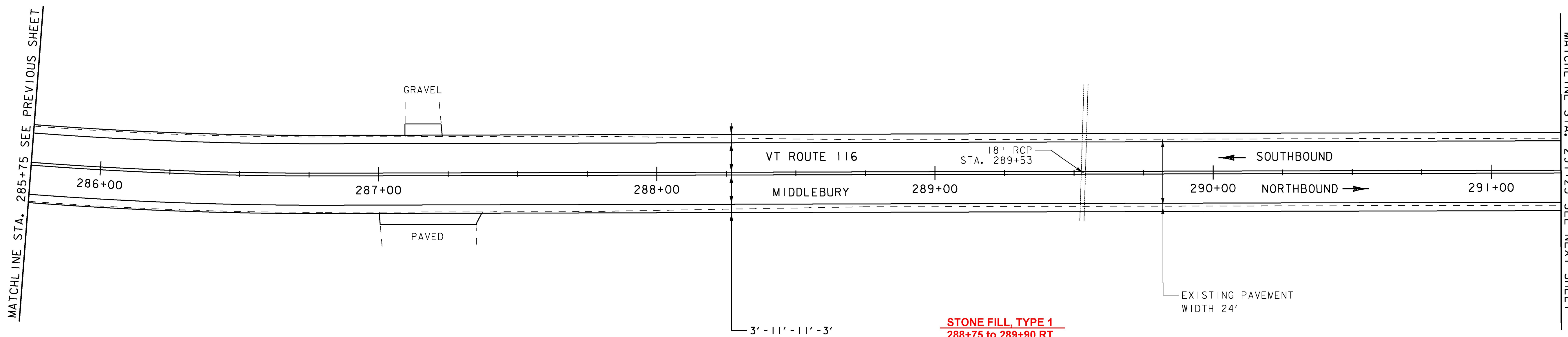
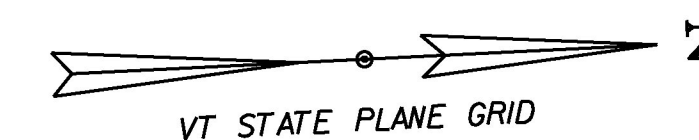


MILLED RUMBLE STRIPS
 STA. 285+75 - STA. 286+50 CTR
 STA. 289+00 - STA. 291+25 CTR

DURABLE 4 INCH WHITE LINE, (SEE OPTION ITEMS) &
 TEMPORARY 4 INCH WHITE LINE, PAINT
 (ALL LINES WILL INCLUDE EDGE LINE BREAKS AND
 RADII FOR SIDE ROADS)
 STA. 285+75 - STA. 291+25 (SOLID LT & RT)

DURABLE 4 INCH YELLOW LINE, (SEE OPTION ITEMS) &
 TEMPORARY 4 INCH YELLOW LINE, PAINT
 (ALL LINES WILL INCLUDE CENTERLINE BREAKS FOR SIDE ROADS)
 STA. 285+75 - STA. 291+25 (SOLID LT & RT)



MILLED RUMBLE STRIPS
 STA. 291+25 - STA. 296+50 CTR

REPLACE GUARDRAIL POST ASSEMBLY
 SEE ITEM DETAIL SHEETS
 ADJUST HEIGHT OF GUARDRAIL
 SEE ITEM DETAIL SHEETS

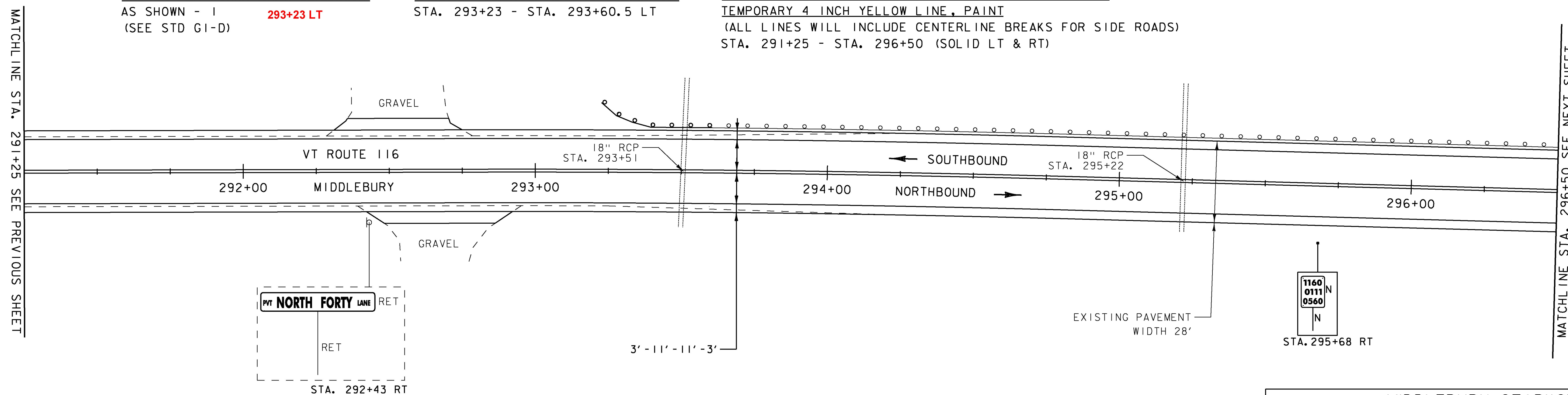
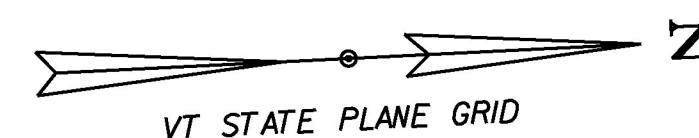
DURABLE 4 INCH WHITE LINE, (SEE OPTION ITEMS) &
 TEMPORARY 4 INCH WHITE LINE, PAINT
 (ALL LINES WILL INCLUDE EDGE LINE BREAKS AND
 RADII FOR SIDE ROADS)
 STA. 291+25 - STA. 296+50 (SOLID LT & RT)

STEEL BEAM GUARDRAIL, GALVANIZED
 STA. 293+23 - STA. 293+60.5 LT

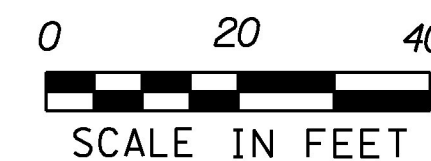
REMOVAL AND DISPOSAL OF GUARDRAIL
 STA. 293+23 - STA. 293+60.5 LT

DURABLE 4 INCH YELLOW LINE, (SEE OPTION ITEMS) &
 TEMPORARY 4 INCH YELLOW LINE, PAINT
 (ALL LINES WILL INCLUDE CENTERLINE BREAKS FOR SIDE ROADS)
 STA. 291+25 - STA. 296+50 (SOLID LT & RT)

ANCHOR FOR STEEL BEAM GUARDRAIL
 AS SHOWN - 1 **293+23 LT**
 (SEE STD G1-D)



SIGN LEGEND
 R = REMOVE
 R&S = REMOVE AND SALVAGE
 RET = RETAIN
 S = SALVAGED
 N = NEW
 B-B = BACK TO BACK
 - - = EXISTING
 — = NEW



PROJECT NAME: MIDDLEBURY-STARKSBORO
 PROJECT NUMBER: STP 2953(I)

FILE NAME: z14V227bdr.dgn
 PROJECT LEADER: C.LATHROP
 DESIGNED BY: J. GOODALL
 PLAN SHEET 30

PLOT DATE: 5/4/2017
 DRAWN BY: J. GOODALL
 CHECKED BY: C.LATHROP
 SHEET 56 OF 186