

STEEL BEAM GUARDRAIL, GALVANIZED
STA. 267+48 - STA. 267+85.5 LT

ANCHOR FOR STEEL BEAM GUARDRAIL
AS SHOWN - I **267+48 LT**
(SEE STD G1-D)

REPLACE GUARDRAIL POST ASSEMBLY
SEE ITEM DETAIL SHEETS

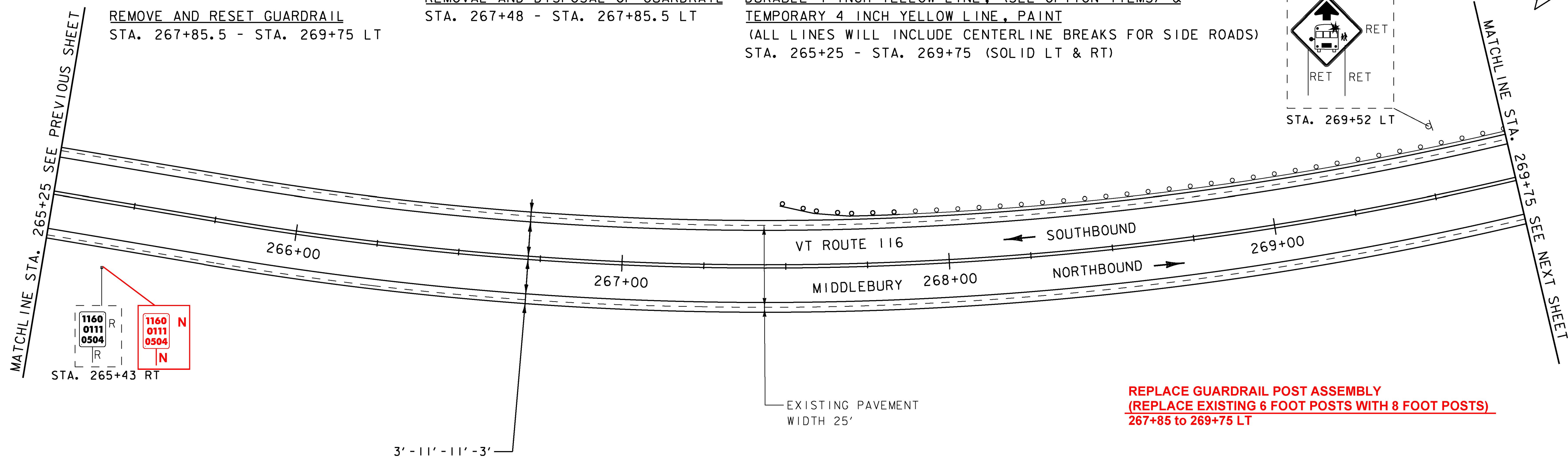
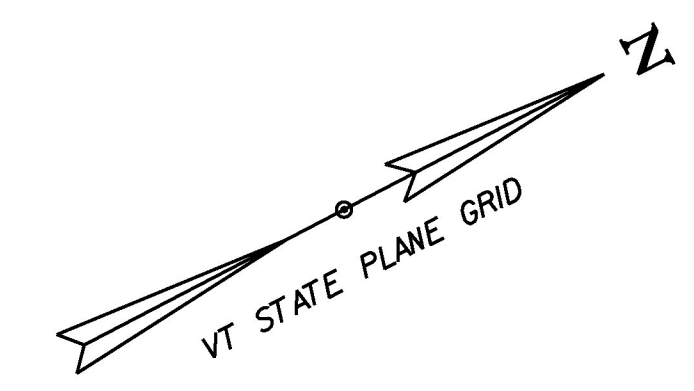
REPLACE GUARDRAIL BEAM UNIT
SEE ITEM DETAIL SHEETS

REMOVAL AND DISPOSAL OF GUARDRAIL
STA. 267+48 - STA. 267+85.5 LT

DURABLE 4 INCH WHITE LINE, (SEE OPTION ITEMS) &
TEMPORARY 4 INCH WHITE LINE, PAINT
(ALL LINES WILL INCLUDE EDGE LINE BREAKS AND
RADI FOR SIDE ROADS)
STA. 265+25 - STA. 269+75 (SOLID LT & RT)

DURABLE 4 INCH YELLOW LINE, (SEE OPTION ITEMS) &
TEMPORARY 4 INCH YELLOW LINE, PAINT
(ALL LINES WILL INCLUDE CENTERLINE BREAKS FOR SIDE ROADS)
STA. 265+25 - STA. 269+75 (SOLID LT & RT)

REMOVING SIGNS
AS SHOWN - I



MILLED RUMBLE STRIPS
STA. 275+00 - STA. 275+25 CTR

STEEL BEAM GUARDRAIL, GALVANIZED
STA. 270+64.5 - STA. 271+02 LT

ANCHOR FOR STEEL BEAM GUARDRAIL
AS SHOWN - I **271+02 LT**
(SEE STD G1-D)

REPLACE GUARDRAIL POST ASSEMBLY
SEE ITEM DETAIL SHEETS

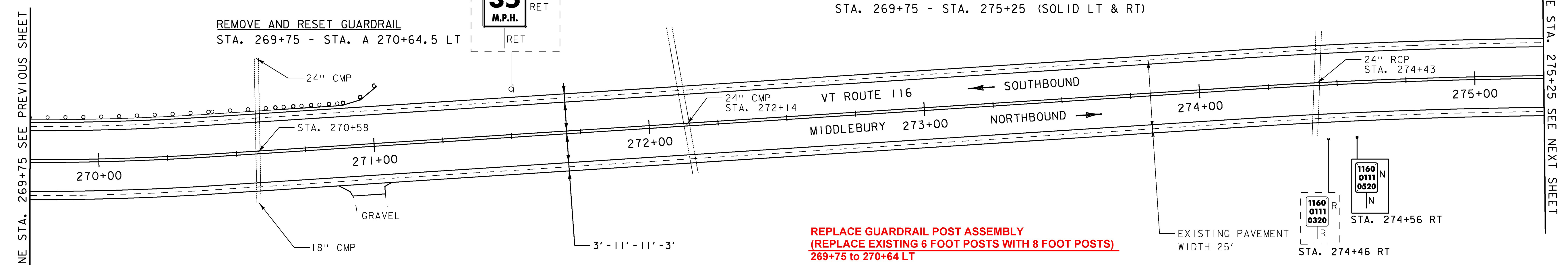
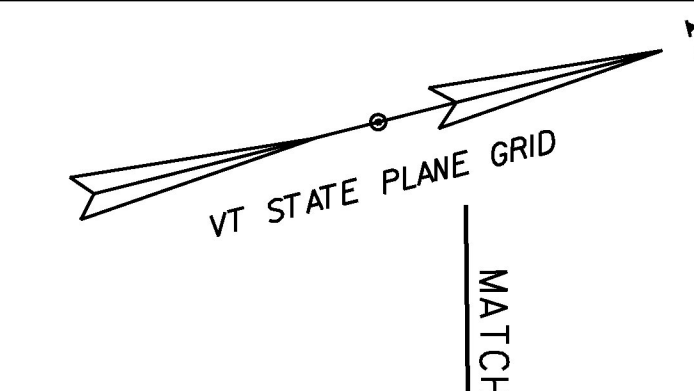
REPLACE GUARDRAIL BEAM UNIT
SEE ITEM DETAIL SHEETS

REMOVAL AND DISPOSAL OF GUARDRAIL
STA. 270+64.5 - STA. 271+02 LT

DURABLE 4 INCH WHITE LINE, (SEE OPTION ITEMS) &
TEMPORARY 4 INCH WHITE LINE, PAINT
(ALL LINES WILL INCLUDE EDGE LINE BREAKS AND
RADI FOR SIDE ROADS)
STA. 269+75 - STA. 275+25 (SOLID LT & RT)

DURABLE 4 INCH YELLOW LINE, (SEE OPTION ITEMS) &
TEMPORARY 4 INCH YELLOW LINE, PAINT
(ALL LINES WILL INCLUDE CENTERLINE BREAKS FOR SIDE ROADS)
STA. 269+75 - STA. 275+25 (SOLID LT & RT)

REMOVING SIGNS
AS SHOWN - I



SIGN LEGEND

R = REMOVE
R&S = REMOVE AND SALVAGE
RET = RETAIN
S = SALVAGED
N = NEW
B-B = BACK TO BACK
- - = EXISTING
— = NEW



PROJECT NAME:	MIDDLEBURY-STARKSBORO	PLOT DATE:	5/4/2017
PROJECT NUMBER:	STP 2953(I)	DRAWN BY:	J. GOODALL
FILE NAME:	z14V227bdr.dgn	CHECKED BY:	C.LATHROP
PROJECT LEADER:	C.LATHROP	SHEET	54 OF 186
DESIGNED BY:	J. GOODALL		
PLAN SHEET	28		