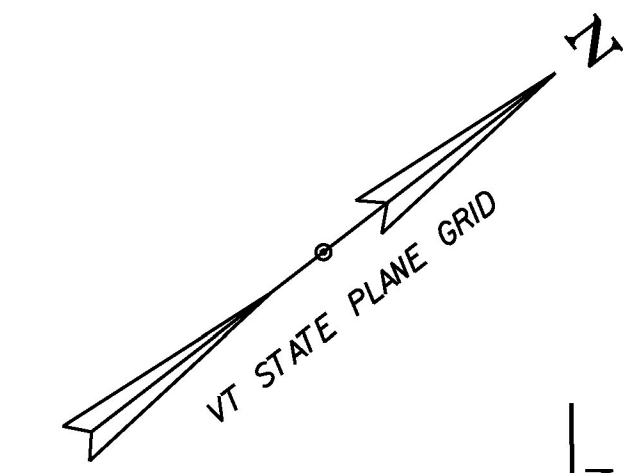


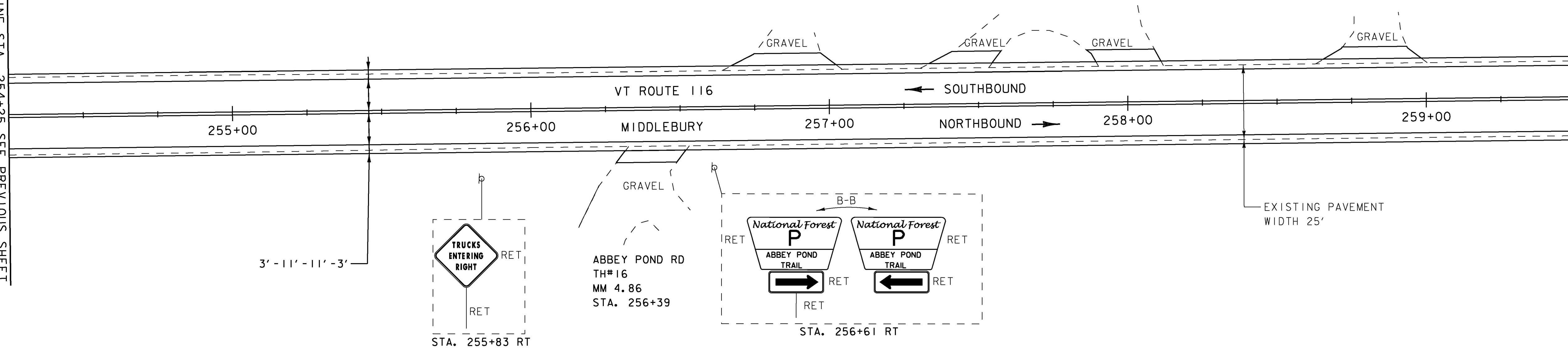
DURABLE 4 INCH WHITE LINE, (SEE OPTION ITEMS) &
 TEMPORARY 4 INCH WHITE LINE, PAINT
 (ALL LINES WILL INCLUDE EDGE LINE BREAKS AND
 RADII FOR SIDE ROADS)
 STA. 254+25 - STA. 259+50 (SOLID LT & RT)

DURABLE 4 INCH YELLOW LINE, (SEE OPTION ITEMS) &
 TEMPORARY 4 INCH YELLOW LINE, PAINT
 (ALL LINES WILL INCLUDE CENTERLINE BREAKS FOR SIDE ROADS)
 STA. 254+25 - STA. 259+50 (SOLID LT & RT)



MATCHLINE STA. 254+25 SEE PREVIOUS SHEET

MATCHLINE STA. 259+50 SEE NEXT SHEET



STONE FILL, TYPE I
 STA. 261+00 - STA. 262+50 LT

 STEEL BEAM GUARDRAIL, GALVANIZED
 STA. 260+89 - STA. 261+26.5 LT

ANCHOR FOR STEEL BEAM GUARDRAIL
 AS SHOWN - I 260+89 LT
 (SEE STD G1-D)

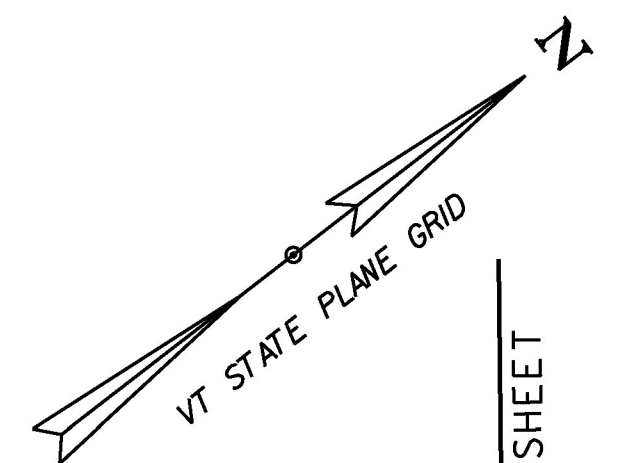
 REMOVE AND RESET GUARDRAIL
 STA. 261+26.5 - STA. 262+50 LT

 REMOVAL AND DISPOSAL OF GUARDRAIL
 STA. 260+89 - STA. 261+26.5 LT

DURABLE 4 INCH WHITE LINE, (SEE OPTION ITEMS) &
 TEMPORARY 4 INCH WHITE LINE, PAINT
 (ALL LINES WILL INCLUDE EDGE LINE BREAKS AND
 RADII FOR SIDE ROADS)
 STA. 259+50 - STA. 265+25 (SOLID LT & RT)

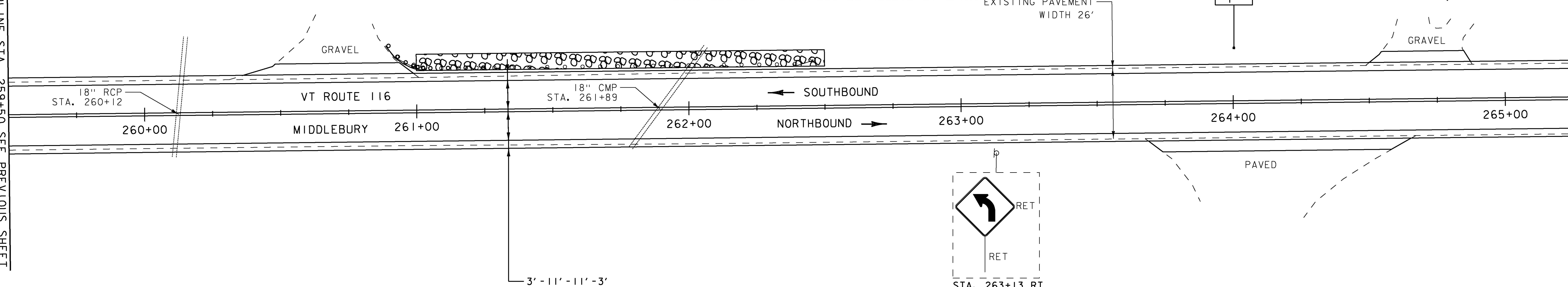
 DURABLE 4 INCH YELLOW LINE, (SEE OPTION ITEMS) &
 TEMPORARY 4 INCH YELLOW LINE, PAINT
 (ALL LINES WILL INCLUDE CENTERLINE BREAKS FOR SIDE ROADS)
 STA. 259+50 - STA. 265+25 (SOLID LT & RT)

GEOTEXTILE FOR SILT FENCE
 STA. 261+00 - STA. 262+50 LT



MATCHLINE STA. 259+50 SEE PREVIOUS SHEET

MATCHLINE STA. 265+25 SEE NEXT SHEET



SIGN LEGEND
 R = REMOVE
 R&S = REMOVE AND SALVAGE
 RET = RETAIN
 S = SALVAGED
 N = NEW
 B-B = BACK TO BACK
 - - = EXISTING
 — = NEW



PROJECT NAME: MIDDLEBURY-STARKSBORO	PLOT DATE: 5/4/2017
PROJECT NUMBER: STP 2953(1)	DRAWN BY: J. GOODALL
FILE NAME: z14V227bdr.dgn	CHECKED BY: C.LATHROP
DESIGNED BY: J. GOODALL	SHEET 53 OF 186
PLAN SHEET 27	