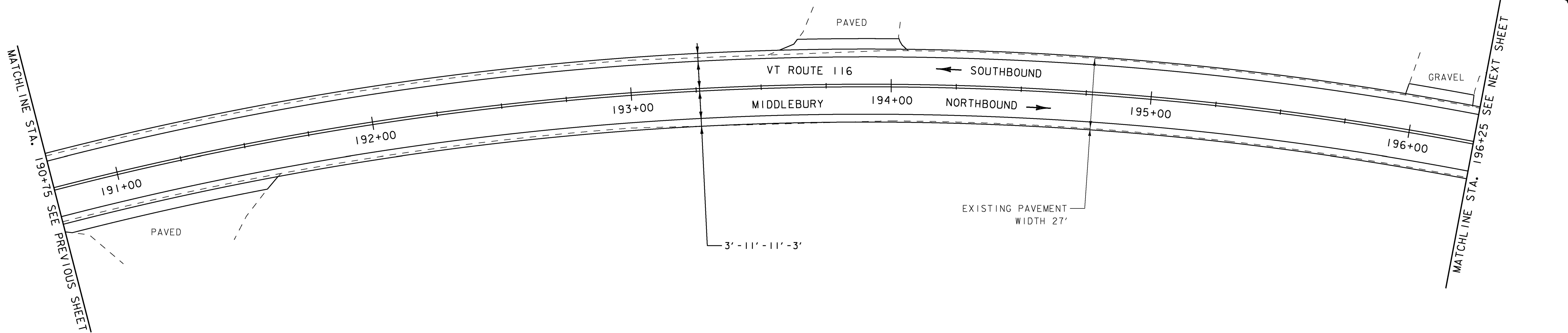


DURABLE 4 INCH WHITE LINE, (SEE OPTION ITEMS) &
 TEMPORARY 4 INCH WHITE LINE, PAINT
 (ALL LINES WILL INCLUDE EDGE LINE BREAKS AND
 RADII FOR SIDE ROADS)
 STA. 190+75 - STA. 196+25 (SOLID LT & RT)

DURABLE 4 INCH YELLOW LINE, (SEE OPTION ITEMS) &
 TEMPORARY 4 INCH YELLOW LINE, PAINT
 (ALL LINES WILL INCLUDE CENTERLINE BREAKS FOR SIDE ROADS)
 STA. 190+75 - STA. 196+25 (SOLID LT & RT)

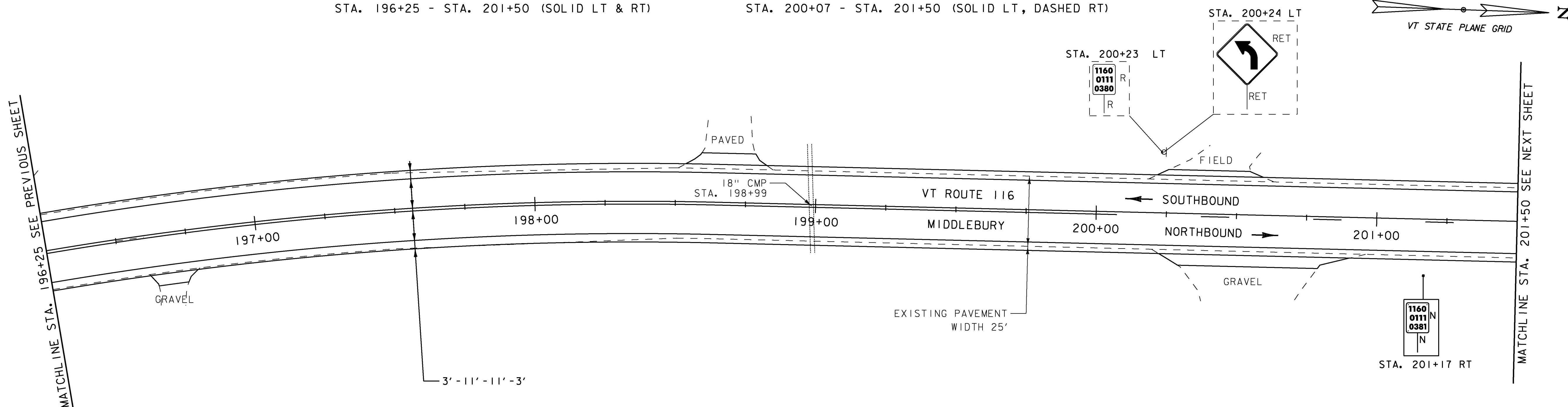


MILLED RUMBLE STRIPS
 STA. 200+50 - STA. 201+50 CTR

DURABLE 4 INCH WHITE LINE, (SEE OPTION ITEMS) &
 TEMPORARY 4 INCH WHITE LINE, PAINT
 (ALL LINES WILL INCLUDE EDGE LINE BREAKS AND
 RADII FOR SIDE ROADS)
 STA. 196+25 - STA. 201+50 (SOLID LT & RT)

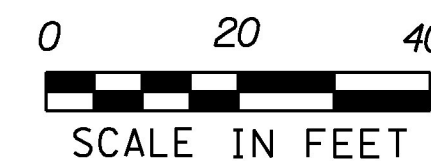
DURABLE 4 INCH YELLOW LINE, (SEE OPTION ITEMS) &
 TEMPORARY 4 INCH YELLOW LINE, PAINT
 (ALL LINES WILL INCLUDE CENTERLINE BREAKS FOR SIDE ROADS)
 STA. 196+25 - STA. 200+07 (SOLID LT & RT)
 STA. 200+07 - STA. 201+50 (SOLID LT, DASHED RT)

REMOVING SIGNS
 AS SHOWN - I



SIGN LEGEND

- R = REMOVE
- R&S = REMOVE AND SALVAGE
- RET = RETAIN
- S = SALVAGED
- N = NEW
- B-B = BACK TO BACK
- - = EXISTING
- = NEW



PROJECT NAME: MIDDLEBURY-STARKSBORO
 PROJECT NUMBER: STP 2953(I)

FILE NAME: z14V227bdr.dgn
 PROJECT LEADER: C.LATHROP
 DESIGNED BY: J. GOODALL
 PLAN SHEET 21

PLOT DATE: 5/4/2017
 DRAWN BY: J. GOODALL
 CHECKED BY: C.LATHROP
 SHEET 47 OF 186