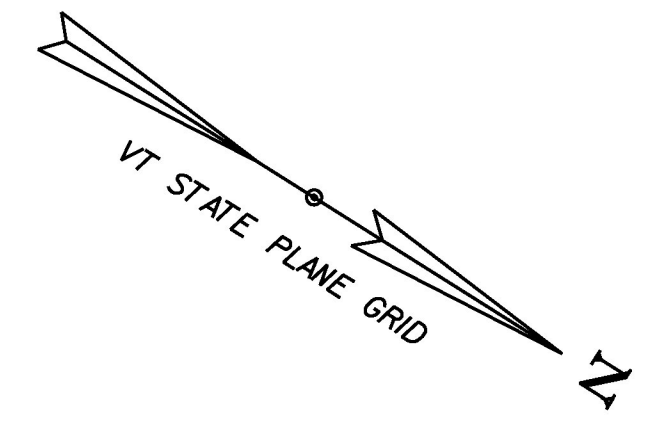


MILLED RUMBLE STRIPS  
STA. 183+50 - STA. 185+50 CTR

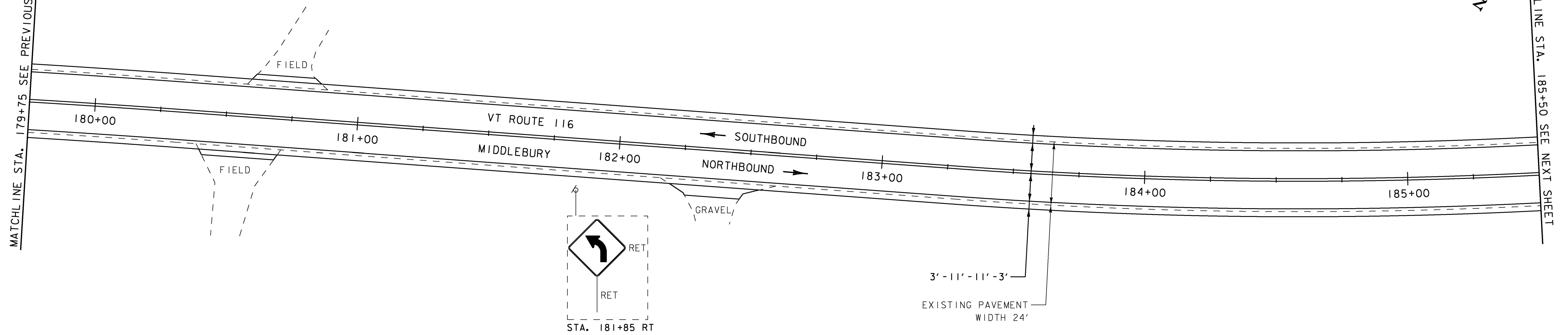
DURABLE 4 INCH WHITE LINE, (SEE OPTION ITEMS) &  
TEMPORARY 4 INCH WHITE LINE, PAINT  
(ALL LINES WILL INCLUDE EDGE LINE BREAKS AND  
RADI1 FOR SIDE ROADS)  
STA. 179+75 - STA. 185+50 (SOLID LT & RT)

DURABLE 4 INCH YELLOW LINE, (SEE OPTION ITEMS) &  
TEMPORARY 4 INCH YELLOW LINE, PAINT  
(ALL LINES WILL INCLUDE CENTERLINE BREAKS FOR SIDE ROADS)  
STA. 179+75 - STA. 185+50 (SOLID LT & RT)



MATCHLINE STA. 179+75 SEE PREVIOUS SHEET

MATCHLINE STA. 185+50 SEE NEXT SHEET

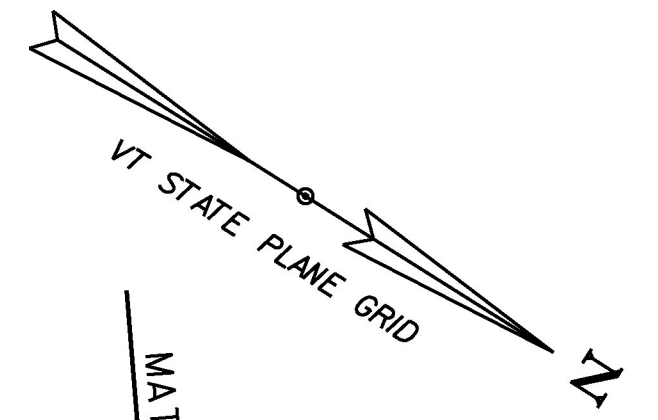


MILLED RUMBLE STRIPS  
STA. 185+50 - STA. 190+75 CTR

DURABLE 4 INCH WHITE LINE, (SEE OPTION ITEMS) &  
TEMPORARY 4 INCH WHITE LINE  
(ALL LINES WILL INCLUDE EDGE LINE BREAKS AND  
RADI1 FOR SIDE ROADS)  
STA. 185+50 - STA. 190+75 (SOLID LT & RT)

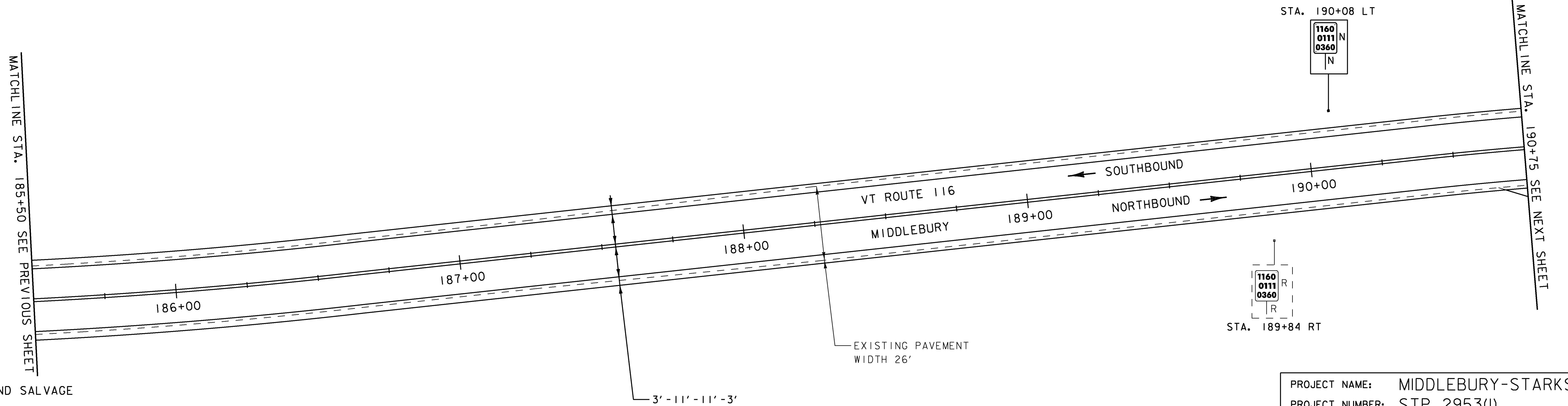
DURABLE 4 INCH YELLOW LINE, (SEE OPTION ITEMS) &  
TEMPORARY 4 INCH YELLOW LINE  
(ALL LINES WILL INCLUDE CENTERLINE BREAKS FOR SIDE ROADS)  
STA. 185+50 - STA. 190+75 (SOLID LT & RT)

REMOVING SIGNS  
AS SHOWN - 1



MATCHLINE STA. 185+50 SEE PREVIOUS SHEET

MATCHLINE STA. 190+75 SEE NEXT SHEET



**SIGN LEGEND**

- R = REMOVE
- R&S = REMOVE AND SALVAGE
- RET = RETAIN
- S = SALVAGED
- N = NEW
- B-B = BACK TO BACK
- - - = EXISTING
- = NEW



PROJECT NAME: MIDDLEBURY-STARKSBORO  
PROJECT NUMBER: STP 2953(1)

FILE NAME: z14V227bdr.dgn  
PROJECT LEADER: C.LATHROP  
DESIGNED BY: J. GOODALL  
PLAN SHEET 20

PLOT DATE: 5/4/2017  
DRAWN BY: J. GOODALL  
CHECKED BY: C.LATHROP  
SHEET 46 OF 186