

MILLED RUMBLE STRIPS
STA. 148+25 - STA. 152+75 CTR

REPLACE GUARDRAIL POST ASSEMBLY
SEE ITEM DETAIL SHEETS

DURABLE 4 INCH WHITE LINE (SEE OPTION ITEMS) &
TEMPORARY 4 INCH WHITE LINE, PAINT
(ALL LINES WILL INCLUDE EDGE LINE BREAKS AND
RADI II FOR SIDE ROADS)
STA. 148+25 - STA. 153+25 (SOLID LT & RT)

STEEL BEAM GUARDRAIL, GALVANIZED
STA. 148+25 - STA. 152+44 LT
STA. 148+73 - STA. 150+36 RT

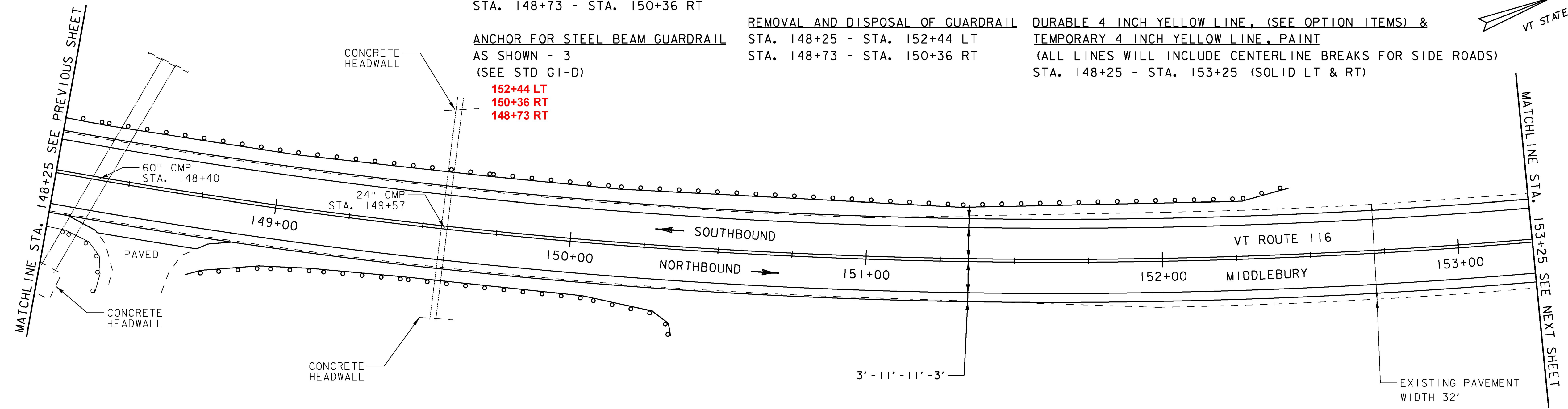
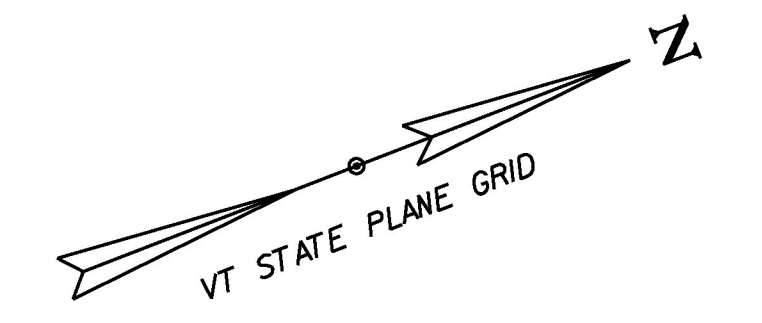
ADJUST HEIGHT OF GUARDRAIL
SEE ITEM DETAIL SHEETS

DURABLE 4 INCH YELLOW LINE, (SEE OPTION ITEMS) &
TEMPORARY 4 INCH YELLOW LINE, PAINT
(ALL LINES WILL INCLUDE CENTERLINE BREAKS FOR SIDE ROADS)
STA. 148+25 - STA. 153+25 (SOLID LT & RT)

ANCHOR FOR STEEL BEAM GUARDRAIL
AS SHOWN - 3
(SEE STD G1-D)

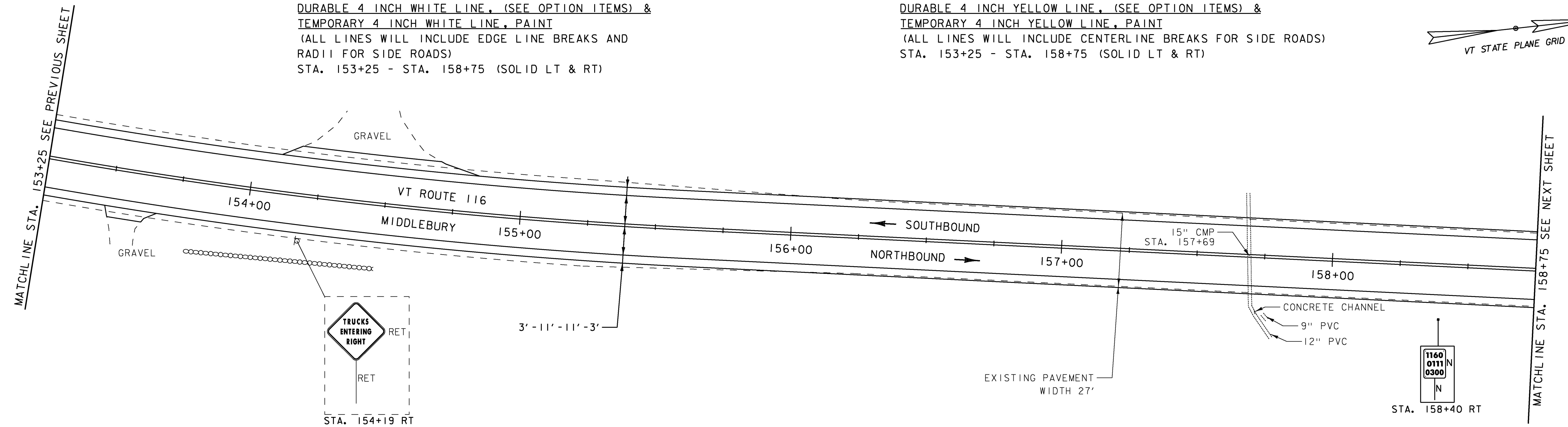
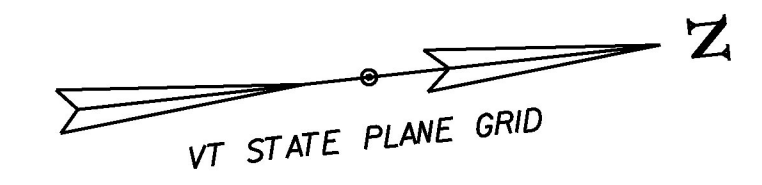
REMOVAL AND DISPOSAL OF GUARDRAIL
STA. 148+25 - STA. 152+44 LT
STA. 148+73 - STA. 150+36 RT

152+44 LT
150+36 RT
148+73 RT



DURABLE 4 INCH WHITE LINE, (SEE OPTION ITEMS) &
TEMPORARY 4 INCH WHITE LINE, PAINT
(ALL LINES WILL INCLUDE EDGE LINE BREAKS AND
RADI II FOR SIDE ROADS)
STA. 153+25 - STA. 158+75 (SOLID LT & RT)

DURABLE 4 INCH YELLOW LINE, (SEE OPTION ITEMS) &
TEMPORARY 4 INCH YELLOW LINE, PAINT
(ALL LINES WILL INCLUDE CENTERLINE BREAKS FOR SIDE ROADS)
STA. 153+25 - STA. 158+75 (SOLID LT & RT)



SIGN LEGEND
R = REMOVE
R&S = REMOVE AND SALVAGE
RET = RETAIN
S = SALVAGED
N = NEW
B-B = BACK TO BACK
- - = EXISTING
— = NEW



PROJECT NAME: MIDDLEBURY-STARKSBORO	PLOT DATE: 5/4/2017
PROJECT NUMBER: STP 2953(I)	DRAWN BY: J. GOODALL
FILE NAME: z14V227bdr.dgn	CHECKED BY: C.LATHROP
DESIGNED BY: J. GOODALL	SHEET 43 OF 186
PLAN SHEET 17	