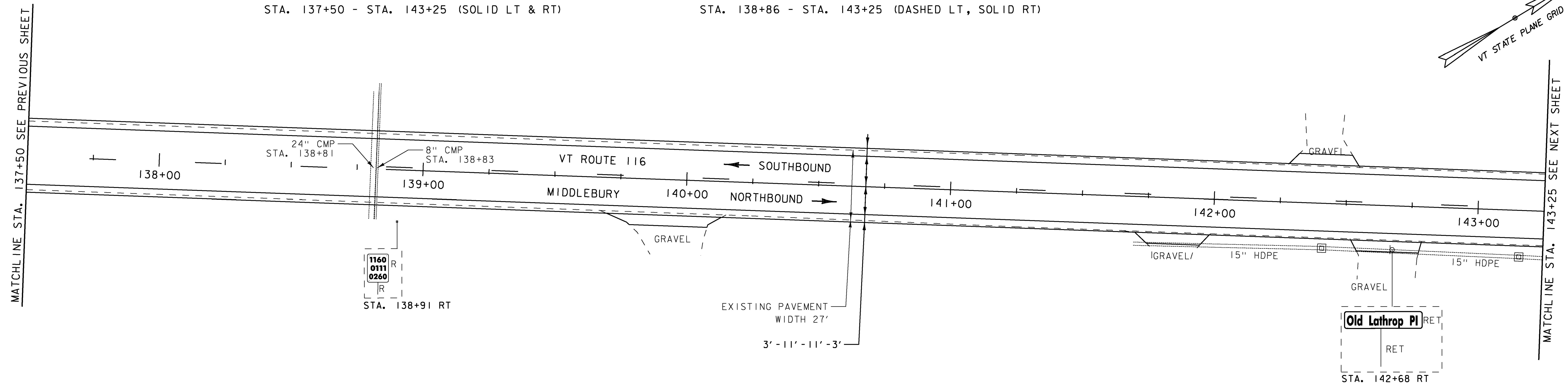
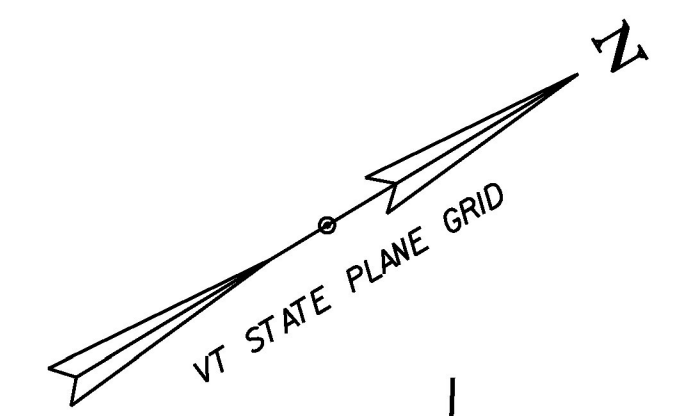


DURABLE 4 INCH WHITE LINE, (SEE OPTION ITEMS) & TEMPORARY 4 INCH WHITE LINE, PAINT  
 (ALL LINES WILL INCLUDE EDGE LINE BREAKS AND RADII FOR SIDE ROADS)  
 STA. 137+50 - STA. 143+25 (SOLID LT & RT)

DURABLE 4 INCH YELLOW LINE, (SEE OPTION ITEMS) & TEMPORARY 4 INCH YELLOW LINE, PAINT  
 (ALL LINES WILL INCLUDE CENTERLINE BREAKS FOR SIDE ROADS)  
 STA. 137+50 - STA. 138+86 (DASHED CTR)  
 STA. 138+86 - STA. 143+25 (DASHED LT, SOLID RT)

REMOVING SIGNS  
 AS SHOWN - 1



MILLED RUMBLE STRIPS  
 STA. 144+50 - STA. 148+25 CTR

STEEL BEAM GUARDRAIL, GALVANIZED  
 STA. 146+85 - STA. 147+22.5 RT  
 STA. 147+35 - STA. 148+25 LT

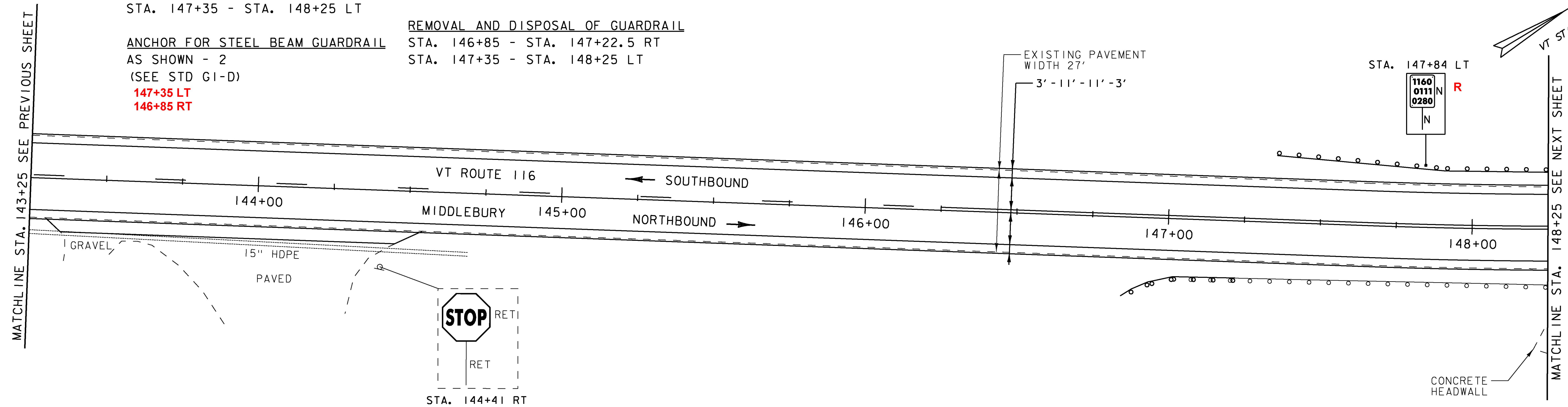
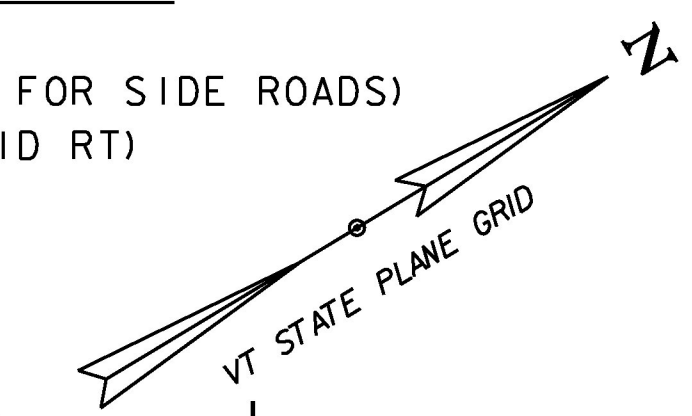
REPLACE GUARDRAIL POST ASSEMBLY  
 SEE ITEM DETAIL SHEETS

ADJUST HEIGHT OF GUARDRAIL  
 SEE ITEM DETAIL SHEETS

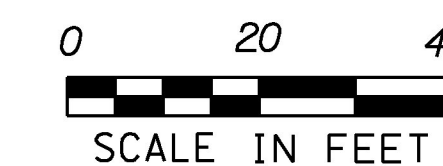
REMOVAL AND DISPOSAL OF GUARDRAIL  
 STA. 146+85 - STA. 147+22.5 RT  
 STA. 147+35 - STA. 148+25 LT

DURABLE 4 INCH WHITE LINE, (SEE OPTION ITEMS) & TEMPORARY 4 INCH WHITE LINE, PAINT  
 (ALL LINES WILL INCLUDE EDGE LINE BREAKS AND RADII FOR SIDE ROADS)  
 STA. 143+25 - STA. 148+25 (SOLID LT & RT)

DURABLE 4 INCH YELLOW LINE, (SEE OPTION ITEMS) & TEMPORARY 4 INCH YELLOW LINE, PAINT  
 (ALL LINES WILL INCLUDE CENTERLINE BREAKS FOR SIDE ROADS)  
 STA. 143+25 - STA. 146+25 (DASHED LT, SOLID RT)  
 STA. 146+25 - STA. 148+25 (SOLID LT & RT)



**SIGN LEGEND**  
 R = REMOVE  
 R&S = REMOVE AND SALVAGE  
 RET = RETAIN  
 S = SALVAGED  
 N = NEW  
 B-B = BACK TO BACK  
 - - = EXISTING  
 — = NEW



PROJECT NAME: MIDDLEBURY-STARKSBORO  
 PROJECT NUMBER: STP 2953(1)

FILE NAME: z14V227bdr.dgn  
 PROJECT LEADER: C.LATHROP  
 DESIGNED BY: J. GOODALL  
 PLAN SHEET 16

PLOT DATE: 5/4/2017  
 DRAWN BY: J. GOODALL  
 CHECKED BY: C.LATHROP  
 SHEET 42 OF 186