

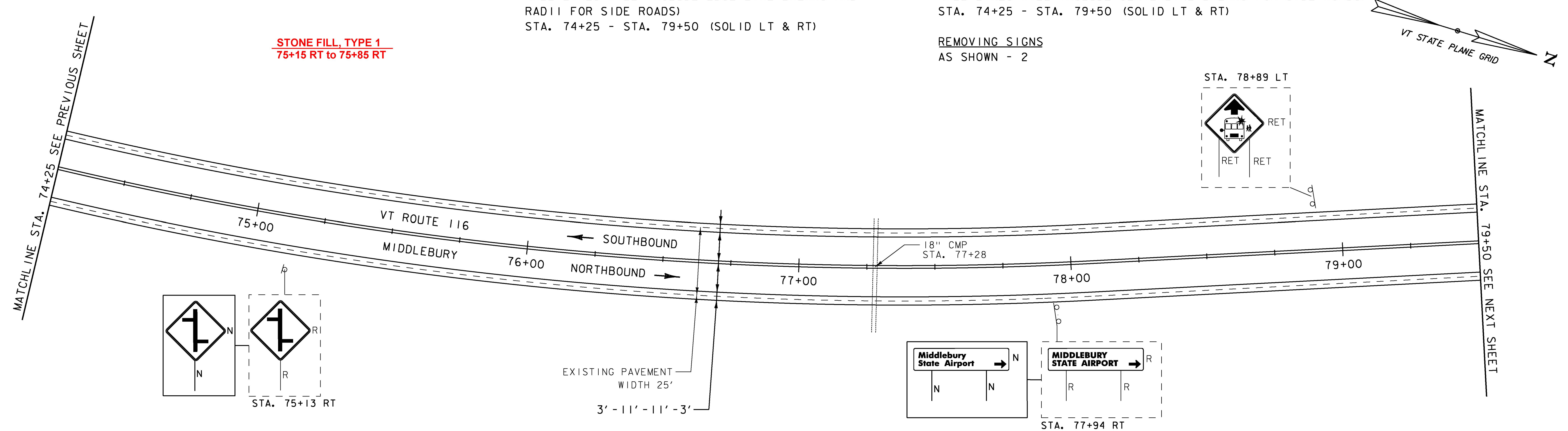
MILLED RUMBLE STRIPS
STA. 74+25 - STA. 79+50 CTR

DURABLE 4 INCH WHITE LINE, (SEE OPTION ITEMS) &
TEMPORARY 4 INCH WHITE LINE, PAINT
(ALL LINES WILL INCLUDE EDGE LINE BREAKS AND
RADI FOR SIDE ROADS)
STA. 74+25 - STA. 79+50 (SOLID LT & RT)

DURABLE 4 INCH YELLOW LINE, (SEE OPTION ITEMS) &
TEMPORARY 4 INCH YELLOW LINE, PAINT
(ALL LINES WILL INCLUDE CENTERLINE BREAKS FOR SIDE ROADS)
STA. 74+25 - STA. 79+50 (SOLID LT & RT)

REMOVING SIGNS
AS SHOWN - 2

STONE FILL, TYPE 1
75+15 RT TO 75+85 RT



MILLED RUMBLE STRIPS
STA. 79+50 - STA. 80+75

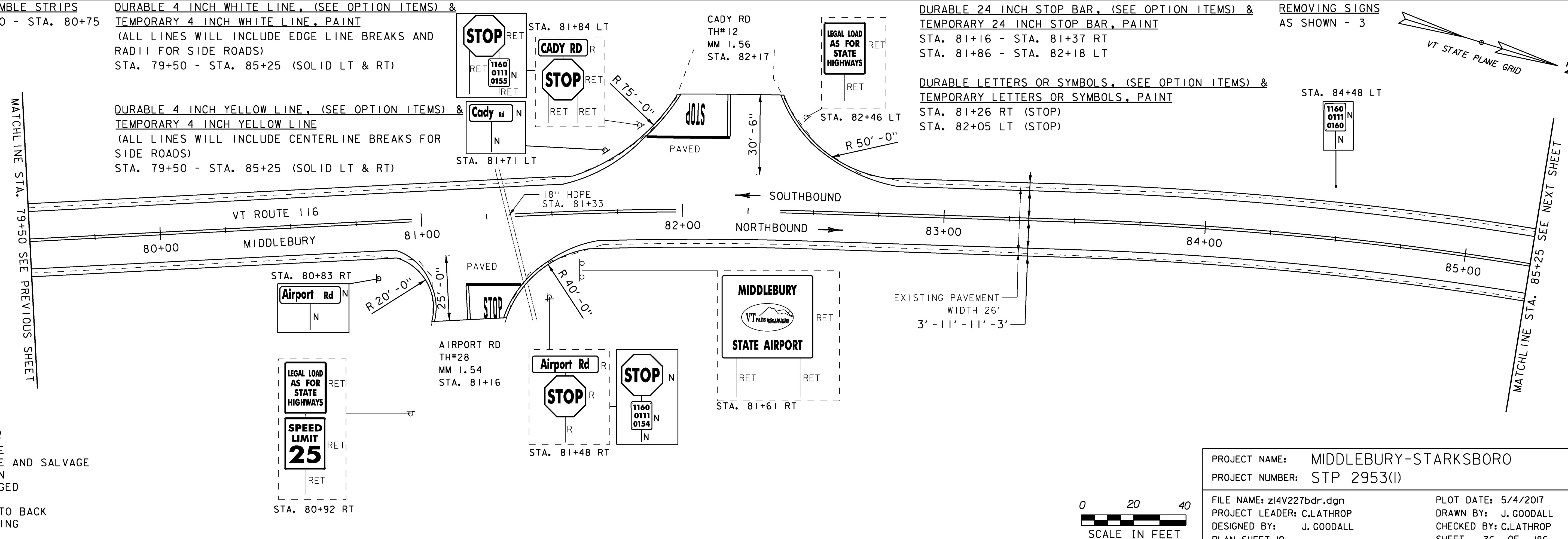
DURABLE 4 INCH WHITE LINE, (SEE OPTION ITEMS) &
TEMPORARY 4 INCH WHITE LINE, PAINT
(ALL LINES WILL INCLUDE EDGE LINE BREAKS AND
RADI FOR SIDE ROADS)
STA. 79+50 - STA. 85+25 (SOLID LT & RT)

DURABLE 24 INCH STOP BAR, (SEE OPTION ITEMS) &
TEMPORARY 24 INCH STOP BAR, PAINT
STA. 81+16 - STA. 81+37 RT
STA. 81+86 - STA. 82+18 LT

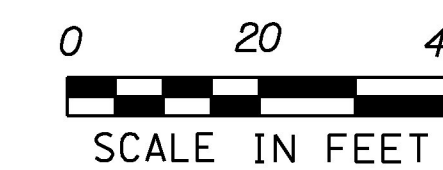
DURABLE LETTERS OR SYMBOLS, (SEE OPTION ITEMS) &
TEMPORARY LETTERS OR SYMBOLS, PAINT
STA. 81+26 RT (STOP)
STA. 82+05 LT (STOP)

REMOVING SIGNS
AS SHOWN - 3

DURABLE 4 INCH YELLOW LINE, (SEE OPTION ITEMS) &
TEMPORARY 4 INCH YELLOW LINE
(ALL LINES WILL INCLUDE CENTERLINE BREAKS FOR
SIDE ROADS)
STA. 79+50 - STA. 85+25 (SOLID LT & RT)



SIGN LEGEND
R = REMOVE
R&S = REMOVE AND SALVAGE
RET = RETAIN
S = SALVAGED
N = NEW
B-B = BACK TO BACK
- - = EXISTING
— = NEW



PROJECT NAME: MIDDLEBURY-STARKSBORO
PROJECT NUMBER: STP 2953(1)
FILE NAME: z14V227bdr.dgn
PROJECT LEADER: C.LATHROP
DESIGNED BY: J. GOODALL
PLAN SHEET 10
PLOT DATE: 5/4/2017
DRAWN BY: J. GOODALL
CHECKED BY: C.LATHROP
SHEET 36 OF 186