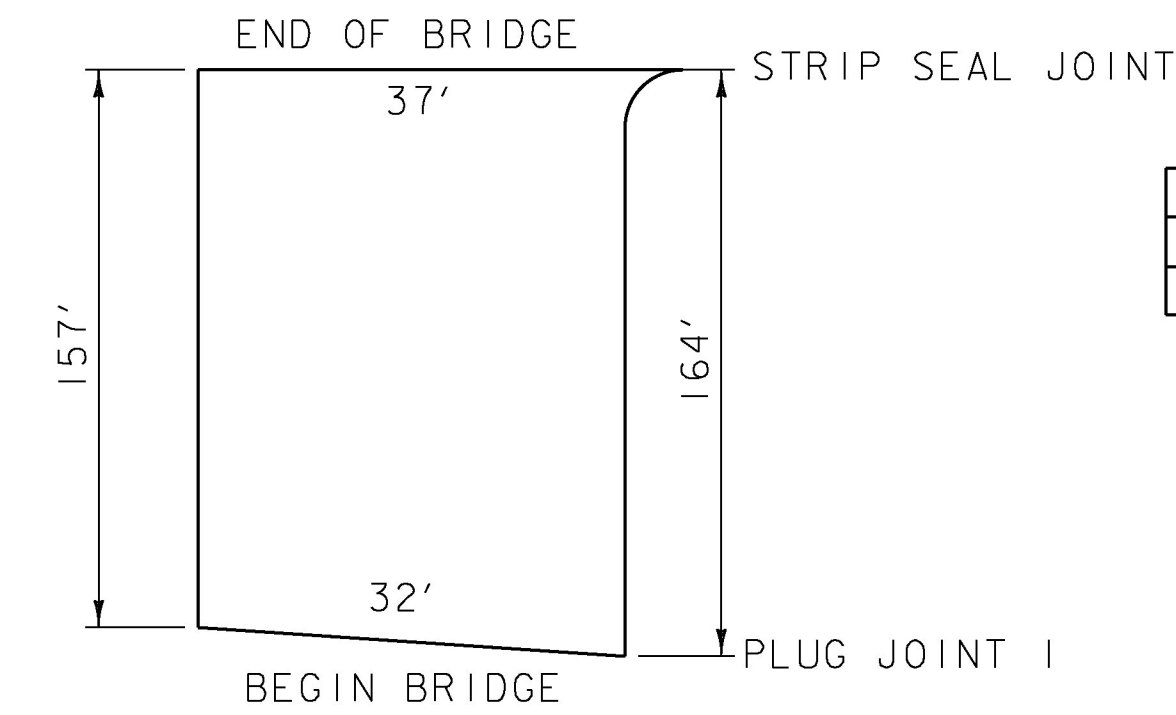


JOINT	STATION	LENGTH
1	A 148+84	<del>34'</del> 34.5'
2	A 149+04	<del>34'</del> 34.5'
3	A 149+55	<del>34'</del> 34.5'
4	A 149+75	<del>34'</del> 34.5'
		<del>+36'</del> 138.0'

BRIDGE #6  
TOTAL LENGTH  
OF JOINT

**BRISTOL BRIDGE #6  
COLD PLANE AND PAVE**

STA. ~~A 418+50~~  
A 148+38

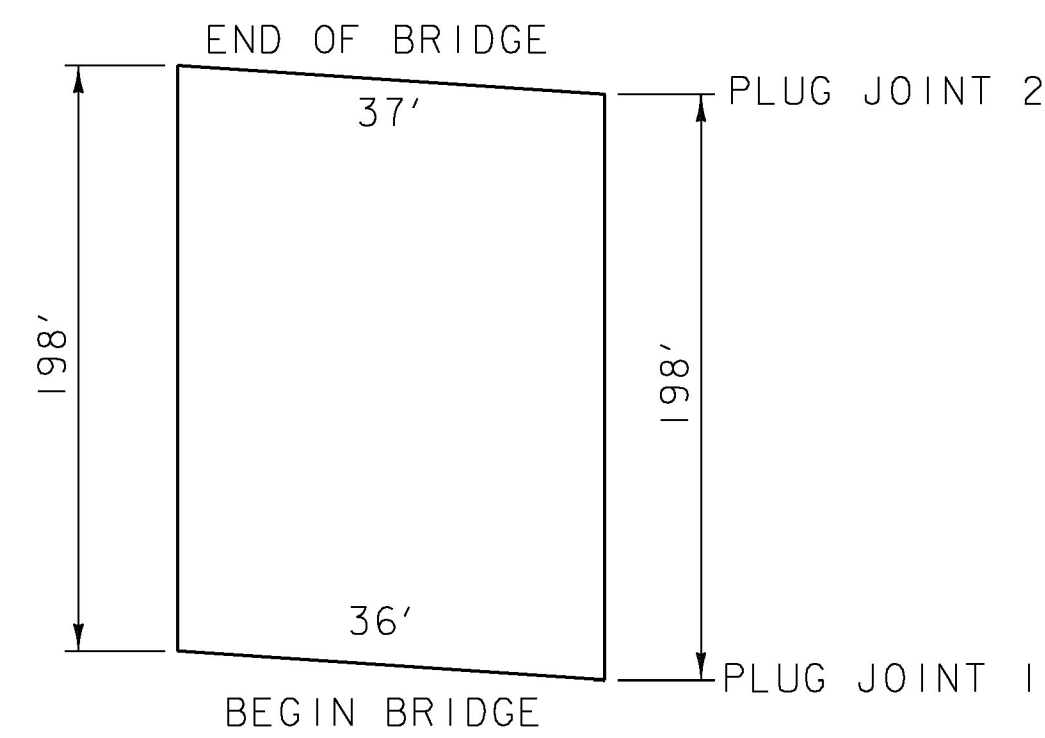


JOINT	STATION	LENGTH
1	A 428+87	32'
	A 430+50	32'

BRIDGE #11  
TOTAL LENGTH  
OF JOINT

**BRISTOL BRIDGE #11  
COLD PLANE AND PAVE**

STA. ~~A 418+50~~  
A 429+68

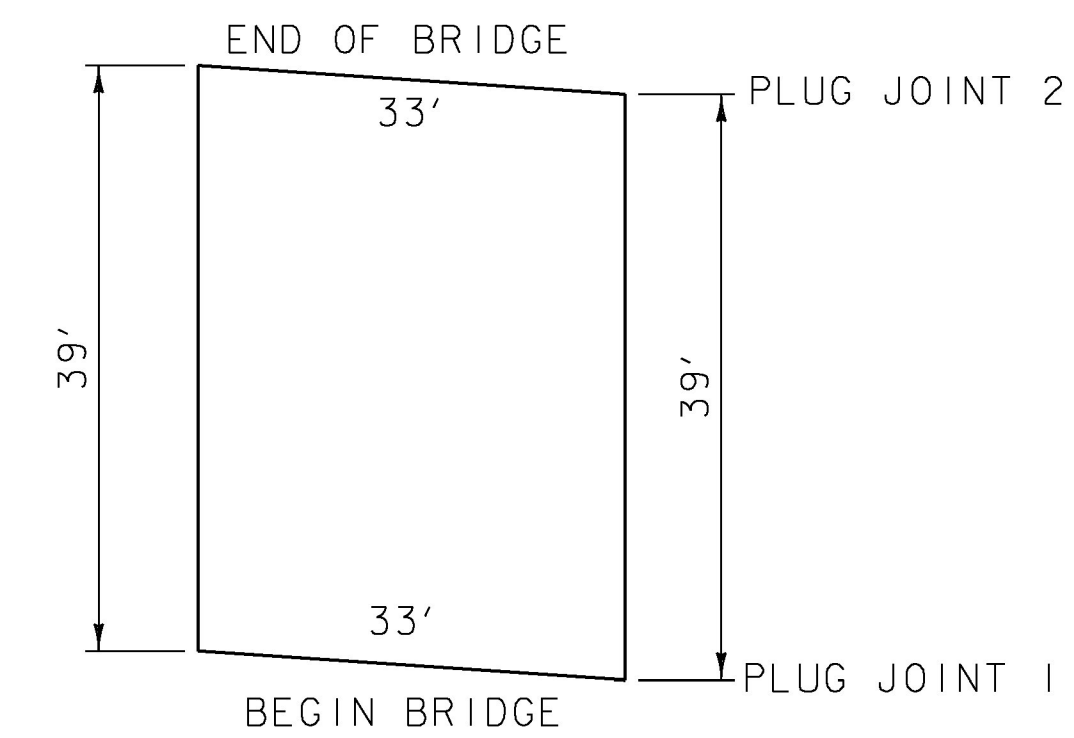


JOINT	STATION	LENGTH
1	A 417+49	<del>36'</del> 38'
2	A 419+47	<del>37'</del> 38'
		<del>73'</del> 76'

BRIDGE #10  
TOTAL LENGTH  
OF JOINT

**BRISTOL BRIDGE #10  
COLD PLANE AND PAVE**

STA. ~~A 418+50~~  
A 418+48



JOINT	STATION	LENGTH
1	B 48+05	<del>33'</del> 34'
2	B 48+44	<del>33'</del> 34'
		<del>66'</del> 68'

BRIDGE #15  
TOTAL LENGTH  
OF JOINT

**STARKSBORO BRIDGE #15  
COLD PLANE AND PAVE**

STA. ~~A 418+50~~  
B 48+25

BRIDGE #	516.10 BRIDGE EXPANSION JOINT, ASPHALTIC PLUG	580.20 RAPID SETTING CONCRETE REPAIR MATERIAL WITH COARSE AGGREGATE
	LF	CF
BRISTOL 6	<del>+36'</del> 138'	0
BRISTOL 10	<del>73'</del> 76'	10
BRISTOL 11	<del>32'</del> 32'	10
STARKSBORO 15	<del>66'</del> 68'	10
SUBTOTAL	<del>307'</del> 314'	30
ROUNDING	<del>-3'</del> -----	-
TOTAL	<del>310'</del> 314'	30

NOTE: REFER TO BRIDGE JOINT ASPHALTIC PLUG - STRUCTURES DETAIL SD-516.10

**NOT TO SCALE**

PROJECT NAME: MIDDLEBURY-STARKSBORO	PLOT DATE: 5/4/2017
PROJECT NUMBER: STP 2953(I)	DRAWN BY: J. GOODALL
FILE NAME: z14V2271yp.dgn	CHECKED BY: C.LATHROP
PROJECT LEADER: C.LATHROP	SHEET 10 OF 186
DESIGNED BY: J. GOODALL	
DETAIL SHEET 3	