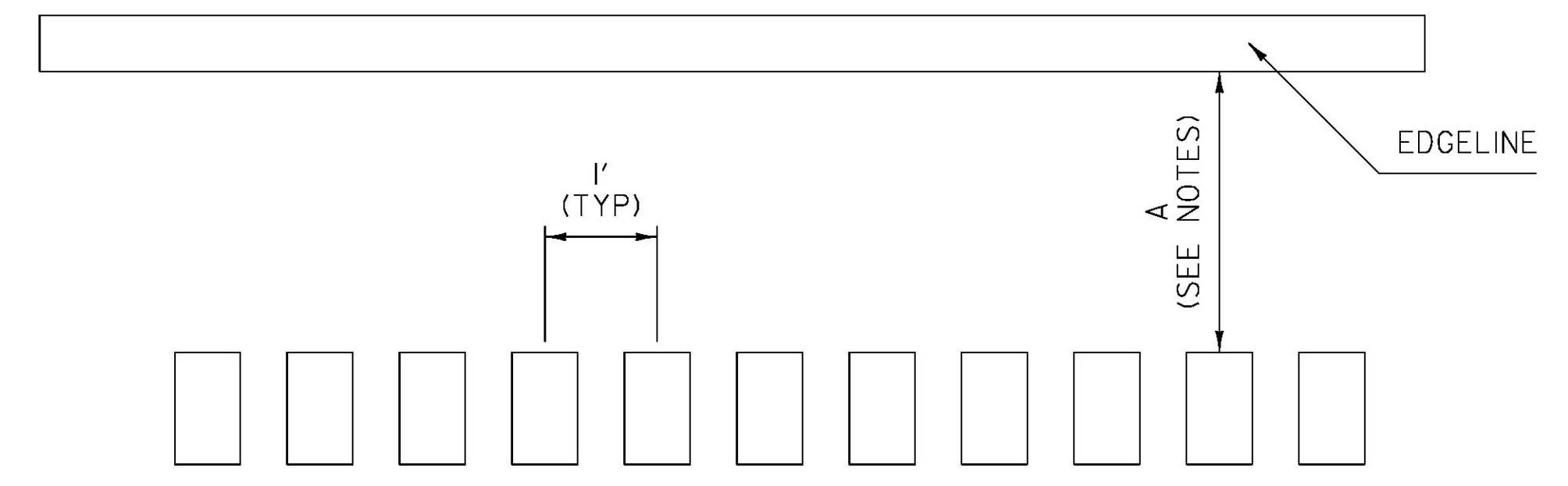


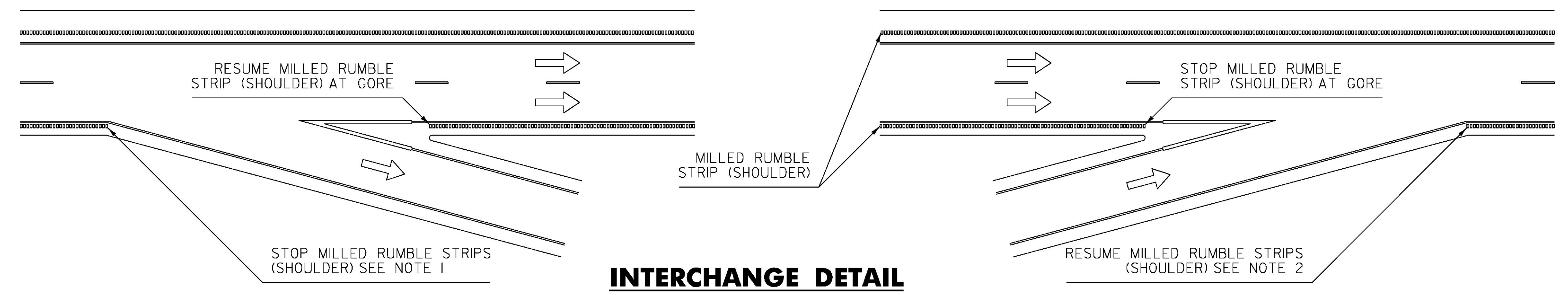
RUMBLE STRIP DETAIL



RUMBLE STRIP LAYOUT DETAIL

NOTES:

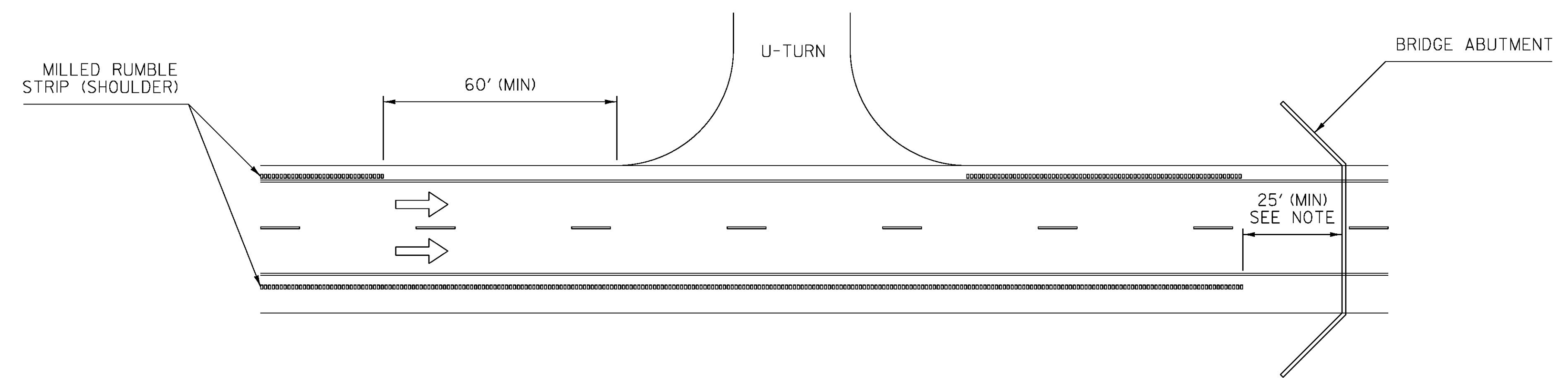
1. DIMENSION "A" SHALL BE 30 INCHES FOR SHOULDERS WITH A WIDTH OF SIX FEET OR GREATER.
2. DIMENSION "A" SHALL BE SIX INCHES FOR SHOULDERS WITH A WIDTH OF LESS THAN SIX FEET, WITHOUT GUARDRAIL.
3. MILLED RUMBLE STRIP (SHOULDER) SHALL BE STOPPED WHEN GUARDRAIL IS PRESENT WITHIN FOUR FEET OF THE EDGE OF TRAVELLED WAY.



INTERCHANGE DETAIL

NOTES:

1. DETAIL IS SHOWN FOR A TAPERED DECELERATION LANE, FOR PARALLEL DECELERATION LANES MILLED RUMBLE STRIPS (SHOULDER) SHALL STOP AT THE BEGINNING OF THE DECELERATION LANE TAPER.
2. DETAIL IS SHOWN FOR A TAPERED ACCELERATION LANE, FOR PARALLEL ACCELERATION LANES MILLED RUMBLE STRIPS (SHOULDER) SHALL STOP AT THE END OF THE ACCELERATION LANE TAPER.




MISCELLANEOUS DETAILS

NOTE:

1. MILLED RUMBLE STRIPS (SHOULDER) SHALL STOP A MINIMUM OF 25 FEET PRIOR TO BRIDGE ABUTMENT AND RESUME A MINIMUM OF 25 FEET AFTER THE TRAILING ABUTMENT. THIS DISTANCE MAY BE INCREASED TO MEET THE REQUIREMENTS OF THE RUMBLE STRIP LAYOUT DETAIL NOTE 3 ON THIS SHEET. MILLED RUMBLE STRIPS (SHOULDER) SHALL ALSO STOP PRIOR TO AND RESUME AFTER ALL APPROACH SLABS.

REV.	DATE	DESCRIPTION
0	NOV. 3, 2015	ORIGINAL APPROVAL
OTHER DETAILS REQUIRED: NONE		
DETAILS APPROVED FOR USE BY HIGHWAY SAFETY & DESIGN		

MILLED RUMBLE STRIP (SHOULDER) DETAILS



HIGHWAY SAFETY & DESIGN DETAIL
HSD-213.01