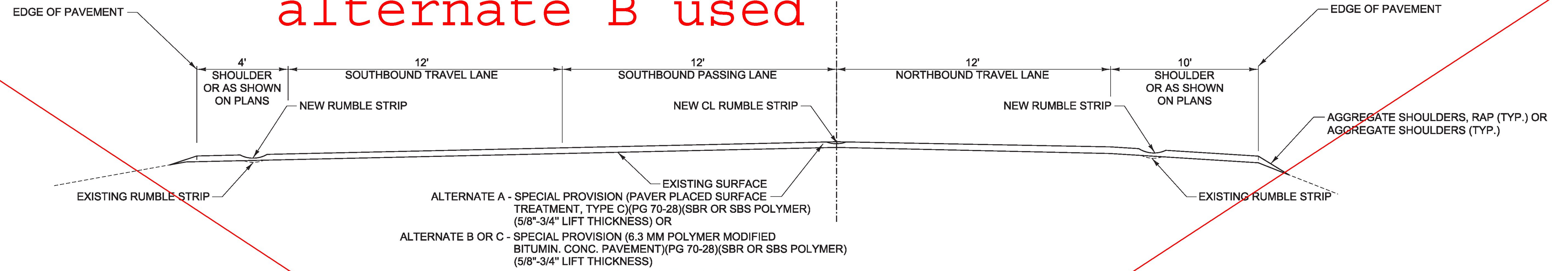
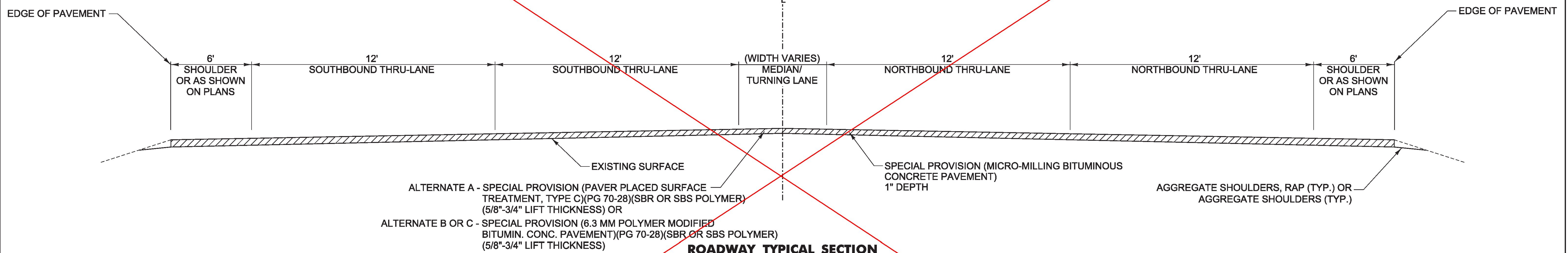


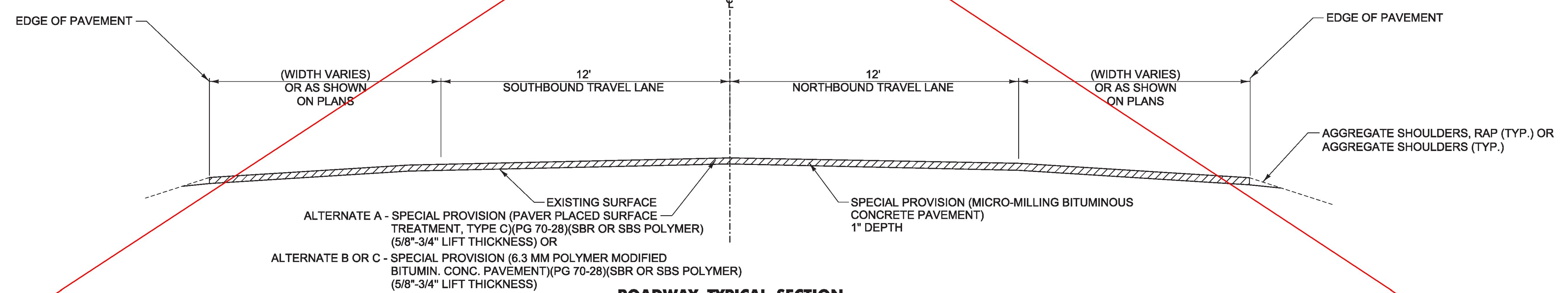
alternate B used



ROADWAY TYPICAL SECTION
 NOT TO SCALE
 DORSET:
 MM 0.000 - MM 0.412
 MM 0.858 - MM 1.371



ROADWAY TYPICAL SECTION
 NOT TO SCALE
 DORSET:
 MM 1.371 - MM 1.705 (STA 72+40 - STA 90+00)



ROADWAY TYPICAL SECTION
 NOT TO SCALE
 DORSET:
 MM 1.705 - MM 1.745 (STA 90+02 - STA 92+14)

see revised sheet

PROJECT NAME:	MANCHESTER-RUTLAND TOWN
PROJECT NUMBER:	NH SURF (50)
FILE NAME: t yp02.dgn	PLOT DATE: 1/15/2016
PROJECT LEADER: M. FOWLER	DRAWN BY: B. KIPP
DESIGNED BY: B. KIPP	CHECKED BY: M. FOWLER
TYPICAL SECTION SHEET 2	SHEET 6 OF 105