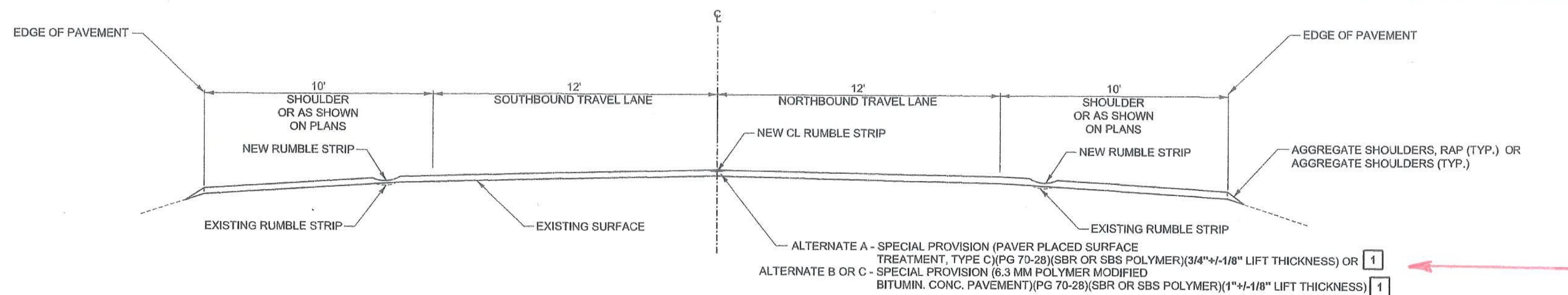
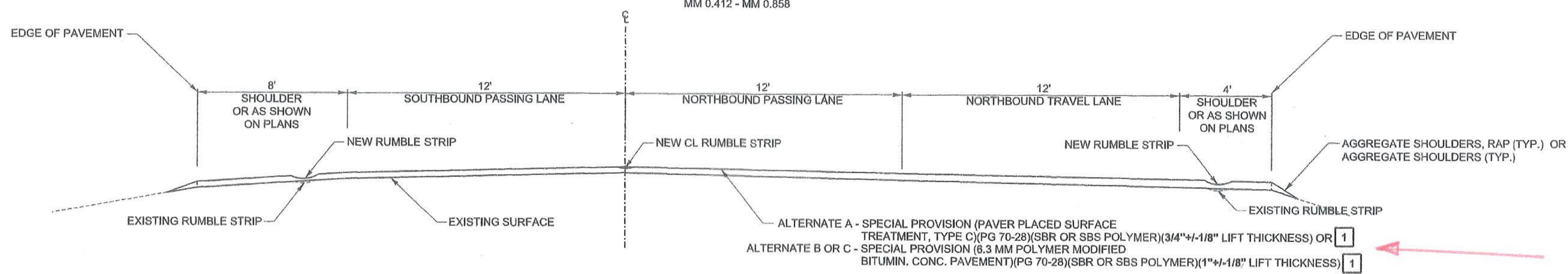


RECORD PLANS



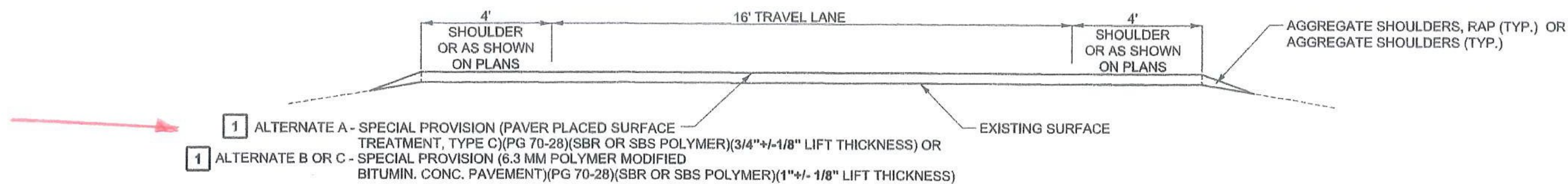
ROADWAY TYPICAL SECTION

NOT TO SCALE
 MANCHESTER:
 MM 4.630 - MM 7.075
 DORSET:
 MM 0.412 - MM 0.858



ROADWAY TYPICAL SECTION

NOT TO SCALE
 MANCHESTER:
 MM 7.075 - MM 7.520
 DORSET:
 MM 0.000 - MM 0.122



TYPICAL RAMP SECTION

NOT TO SCALE
 MANCHESTER:
 MM 4.683 - RAMP E (STA E0+00 - STA E11+22)
 MM 4.925 - RAMP D (STA D0+00 - STA D17+21)
 MM 4.977 - RAMP C (STA C0+00 - STA C11+15)

REVISION	DATE	DESCRIPTION	BY
1	02-09-16	MODIFIED TREATMENT THICKNESSES AND TOLERANCES	BWK

PROJECT NAME: MANCHESTER-RUTLAND TOWN
 PROJECT NUMBER: NH SURF(50)

FILE NAME: pl4v200.dgn
 PROJECT LEADER: M. FOWLER
 DESIGNED BY: B. KIPP
 TYPICAL SECTION SHEET 1

PLOT DATE: 2/9/2016
 DRAWN BY: B. KIPP
 CHECKED BY: M. FOWLER
 SHEET 5 OF 105