












DIRECTION	MILEPOINT	LOCATION CODE (SHEET 4)	SIGN CODE	WIDTH (IN)	HEIGHT (IN)	SHEETING REMARKS	SIGN LEGEND	NEW SIGNS		EXISTING SIGNS			EXIST POST		NUMBER OF NEW POSTS	SQUARE STEEL (IN)			TUBULAR STEEL Ø (IN)				SIGN FRAME REQUIRED	REMARKS	SIGN DETAIL LOCATION				
								"A"	"B"	RETAIN	SALVAGE FROM	SALVAGE TO	REMOVE	RETAIN		REMOVE	1.75	2.00	2.50	FOUNDATION	3.00	3.50			4.00	5.00	SHSM	SIGN DETAIL SHEET #	STANDARD SHEET #
																	(LB / FT)				(LB / FT)								
EB WARREN TH-5							FY-FLUORESCENT YELLOW FYG-FLUORESCENT YELLOW GREEN															"SHSM"-STANDARD HIGHWAY SIGNS AND MARKINGS BOOK							
EB	0.042	A	R2-1				SPEED LIMIT 40						1		X								5-30-18						
EB	0.056	A	R2-1	24	30			5.00								1	12.25	X					INSTALL 75 FT ± EAST OF EXISTING SIGN AT MP 0.042	X					
EB	0.155	A	W1-5L	30	30			6.25								1	14.75	X					6-5-18 INSTALL 175 FT ± WEST OF REMOVED SIGN AT MP 0.188	X					
		A	W13-1p	18	18			2.25															NO SIGNAL / JUST POST 5-30-18	X					
EB	0.188	A	W1-2L				LEFT CURVE								1								5-30-18						
EB	0.188	A	W1-8	24	30			5.00								1	13.25	X						X					
EB	0.189	B	W1-8	24	30			5.00								1	13.25	X						X					
EB	0.210	A	W1-8	24	30			5.00								1	13.25	X					INSTALL 120 FT ± EAST OF PROPOSED SIGN AT MP 0.188	X					
EB	0.211	B	W1-8	24	30			5.00								1	13.00	X						X					
EB	0.233	A	W1-8	24	30			5.00								1	13.25	X					INSTALL 120 FT ± EAST OF PROPOSED SIGN AT MP 0.210	X					
EB	0.234	B	W1-8	24	30			5.00								1	13.25	X						X					
EB	0.242	A	W1-2L				LEFT CURVE								1														
EB	0.256	A	W1-8	24	30			5.00								1	14.75	X					INSTALL 120 FT ± EAST OF PROPOSED SIGN AT MP 0.233	X					
EB	0.257	B	W1-8	24	30			5.00								1	14.75	X						X					
SIGN SUMMARY SHEET							SHEET TOTALS	53.50	0.00	0	0	0	3	0	0	10	135.75		0	0.0	0.0	0.0	0.0	PROJECT NAME: STATEWIDE-NORTH REGION					
								SF	SF	EA	EA	EA	EA	EA	EA	EA	EA	EA	EA	EA	EA	EA	EA	PROJECT NUMBER: STP HRRR(22)					
VERMONT AGENCY OF TRANSPORTATION							TOWN DIRECTIONAL TOTALS	200.0	0.0	14	2	2	23	0	0	35	525.0	0		0.0				FILE NAME: z14k100tsswarrenTH5 EB.xls	5/5/2017				
																							DESIGNED BY: R. SHEDD	S. GOODWIN					
																							CHECKED	S. GOODWIN					
																							WARREN TH-5 EASTBOUND 2	SHEET 227	OF 255				