












DIRECTION	MILEPOINT	LOCATION CODE (SHEET 4)	SIGN CODE	WIDTH (IN)	HEIGHT (IN)	SHEETING REMARKS	SIGN LEGEND	NEW SIGNS		EXISTING SIGNS			EXIST POST		NUMBER OF NEW POSTS	SQUARE STEEL (IN)			TUBULAR STEEL Ø (IN)				SIGN FRAME REQUIRED	REMARKS	SIGN DETAIL LOCATION				
								"A"	"B"	RETAIN	SALVAGE FROM	SALVAGE TO	REMOVE	RETAIN		REMOVE	1.75	2.00	2.50	FOUNDATION	3.00	3.50			4.00	5.00	SHSM	SIGN DETAIL SHEET #	STANDARD SHEET #
																	(LB / FT)				(LB / FT)								
SB SOUTH HERO TH-13							FY-FLUORESCENT YELLOW FYG-FLUORESCENT YELLOW GREEN															"SHSM"-STANDARD HIGHWAY SIGNS AND MARKINGS BOOK							
SB	0.981	F	W1-2L	30	30			6.25						1				13.00 X						4-21-18	X				
SB	0.951	F	W1-8	24	30			5.00						1				12.75 X						INSTALL 120 FT ± NORTH OF EXISTING SIGNS AT MP 0.928	X				
SB	0.950	E	W1-8	24	30			5.00						1				12.75 X							X				
SB	0.928	F	W1-8				LEFT CHEVRON						1																
		E	W1-8				RIGHT CHEVRON						1																
SB	0.928	F	W1-8	24	30			5.00						1				13.25 X							X				
SB	0.927	E	W1-8	24	30			5.00						1				13.25 X							X				
SB	0.905	F	W1-8	24	30			5.00						1				13.25 X						INSTALL 120 FT ± SOUTH OF EXISTING SIGN AT MP 0.928	X				
SB	0.904	E	W1-8	24	30			5.00						1				13.25 X							X				
SB	0.856	F	R2-1				SPEED LIMIT 35						1																
SB	0.834	F	R2-1	24	30			5.00						1				13.75 X						INSTALL 115 FT ± SOUTH OF EXISTING SIGN AT MP 0.856	X				
SB	0.407	F	W1-2L	30	30			6.25						1				15.50 X							X				
SB	0.080	F	W3-1				STOP AHEAD						1																
		F	W3-1	30	30			6.25						1				17.25 X							X				
SB	0.008	GH	D3-1	60	12			5.00						2				X						CONTRACTOR SHALL VERIFY CONDITION OF THIS SIGN PRIOR TO ORDERING THIS SIGN		19			
SIGN SUMMARY SHEET							SHEET TOTALS	53.75 58.75	0.00	0	0	0	4	0	0	12	138.00 138.0	0	0.0	0.0	0.0	0.0		PROJECT NAME: STATEWIDE-NORTH REGION PROJECT NUMBER: STP HRRR(22)					
VERMONT AGENCY OF TRANSPORTATION							TOWN DIRECTIONAL TOTALS	372.2	0.0	0	0	0	50	0	0	80	1200.0	0		0.0				FILE NAME: z14k100tsssouthhero TH13 S PLOT DATE: 5/5/2017 PROJECT MANAGER: K. RUTTER DRAWN BY: R. SHEDD DESIGNED BY: R. SHEDD CHECKED S. GOODWIN SOUTH HERO TH-13 SOUTHBOUND 8 SHEET 210 OF 255					