







| DIRECTION                        | MILEPOINT | LOCATION CODE (SHEET 4) | SIGN CODE | WIDTH (IN) | HEIGHT (IN) | SHEETING REMARKS | SIGN LEGEND   | NEW SIGNS |      | EXISTING SIGNS |              |            | EXIST POST |        | NUMBER OF NEW POSTS | SQUARE STEEL (IN) |           |      | TUBULAR STEEL Ø (IN) |            |           |   | SIGN FRAME REQUIRED                    | REMARKS             | SIGN DETAIL LOCATION |      |      |                     |                  |
|----------------------------------|-----------|-------------------------|-----------|------------|-------------|------------------|---|-----------|------|----------------|--------------|------------|------------|--------|---------------------|-------------------|-----------|------|----------------------|------------|-----------|---|--|---------------------|----------------------|------|------|---------------------|------------------|
|                                  |           |                         |           |            |             |                  |   | "A"       | "B"  | RETAIN         | SALVAGE FROM | SALVAGE TO | REMOVE     | RETAIN |                     | REMOVE            | 1.75      | 2.00 | 2.50                 | FOUNDATION | 3.00      | 3.50  |  |                     | 4.00                 | 5.00 | SHSM | SIGN DETAIL SHEET # | STANDARD SHEET # |
|                                  |           |                         |           |            |             |                  |   |           |      |                |              |            |            |        |                     |                   | (LB / FT) |      |                      |            | (LB / FT) |   |  |                     |                      |      |      |                     |                  |
| <b>SB ORANGE TH-1</b>            |           |                         |           |            |             |                  | FY-FLUORESCENT YELLOW<br>FYG-FLUORESCENT YELLOW GREEN   |           |      |                |              |            |            |        |                     |                   |           |      |                      |            |           | "SHSM"-STANDARD HIGHWAY SIGNS AND MARKINGS BOOK |  |                     |                      |      |      |                     |                  |
| SB                               | 0.443     | F                       | R2-1      |            |             |                  |  SPEED LIMIT 35      |           |      |                |              | 1          |            | X      |                     |                   |           |      |                      |            |           | 6-11-18   |  |                     |                      |      |      |                     |                  |
|                                  |           | F                       | R2-1      | 24         | 30          |                  |   | 5.00      |      |                |              |            |            |        |                     |                   |           |      |                      |            |           |   | X                                      |                     |                      |      |      |                     |                  |
| SB                               | 0.248     | F                       | W1-4R     |            |             |                  |  RIGHT REVERSE CURVE |           |      |                |              | 1          |            | X      |                     |                   |           |      |                      |            |           |   |  |                     |                      |      |      |                     |                  |
|                                  |           | F                       | W1-2L     | 30         | 30          |                  |   | 6.25      |      |                |              |            |            |        |                     |                   |           |      |                      |            |           |   | X                                      |                     |                      |      |      |                     |                  |
| SB                               | 0.199     | EF                      | D3-1      |            |             |                  | MORAN RD  |           |      |                |              | 1          |            | X      |                     |                   |           |      |                      |            |           |   |  |                     |                      |      |      |                     |                  |
|                                  |           | EF                      | D3-1      | 42         | 12          |                  |  Moran Rd            | 3.50      |      |                |              |            |            |        |                     |                   |           |      |                      |            |           |   |  |                     | 14                   |      |      |                     |                  |
| SB                               | 0.110     | F                       | W3-1      |            |             |                  | STOP AHEAD  |           |      |                |              | 1          |            | X      |                     |                   |           |      |                      |            |           | 6-5-18  |  |                     |                      |      |      |                     |                  |
|                                  |           | F                       | W11-6     |            |             |                  | SNOWMOBILE  |           |      | +              | +            |            |            |        |                     |                   |           |      |                      |            |           | MISSING   |  |                     |                      |      |      |                     |                  |
|                                  |           | F                       | W3-1      | 30         | 30          |                  |  STOP AHEAD        | 6.25      |      |                |              |            |            |        |                     |                   |           |      |                      |            |           |   | X                                      |                     |                      |      |      |                     |                  |
|                                  |           | F                       | W11-6     |            |             |                  | SNOWMOBILE  |           |      |                | +            |            |            |        |                     |                   |           |      |                      |            |           | INSTALL UNDERNEATH NEW STOP AHEAD SIGN          |  |                     |                      |      |      |                     |                  |
| SB                               | 0.018     | GH                      | D3-1      | 52         | 12          |                  |  Reservoir Rd     | 4.33      |      |                |              |            |            |        |                     |                   |           |      |                      |            |           | SIGN 6-11-18                                    |  |                     | 14                   |      |      |                     |                  |
| SB                               | 0.018     | F                       | R1-1      |            |             |                  | STOP  |           |      |                |              | 1          |            | X      |                     |                   |           |      |                      |            |           |   |  |                     |                      |      |      |                     |                  |
|                                  |           |                         | R1-1      | 30         | 30          |                  |  STOP              | 6.25      |      |                |              |            |            |        |                     |                   |           |      |                      |            |           |   | X                                      |                     |                      |      |      |                     |                  |
| <b>SIGN SUMMARY SHEET</b>        |           |                         |           |            |             |                  | SHEET TOTALS  | 31.58     | 0.00 | 0              | 1            | 0          | 0          | 0      | 0                   | 7                 | 87.75     | 0    | 0.0                  | 0.0        | 0.0       | 0.0   | PROJECT NAME: STATEWIDE-SOUTH REGION   |                     |                      |      |      |                     |                  |
|                                  |           |                         |           |            |             |                  |   |           |      |                |              |            |            |        |                     |                   |           |      |                      |            |           | PROJECT NUMBER: STP HRRR(22)                    |  |                     |                      |      |      |                     |                  |
|                                  |           |                         |           |            |             |                  |   | SF        | SF   | EA             | EA           | EA         | EA         | EA     | EA                  | EA                | FT        | EA   | LB                   | LB         | LB        | LB  | FILE NAME: z14k100tssorange TH1 SB.xls | PLOT DATE: 5/5/2017 |                      |      |      |                     |                  |
| VERMONT AGENCY OF TRANSPORTATION |           |                         |           |            |             |                  | TOWN DIRECTIONAL TOTALS   | 172.5     | 0.0  | 0              | 1            | 1          | 27         | 0      | 0                   | 34                | 510.0     | 0    |                      |            |           | 0.0   | PROJECT MANAGER: K. RUTTER             | DRAWN BY: R. SHEDD  |                      |      |      |                     |                  |
|                                  |           |                         |           |            |             |                  |   |           |      |                |              |            |            |        |                     |                   |           |      |                      |            |           | DESIGNED BY: R. SHEDD                           | CHECKED: S. GOODWIN                    |                     |                      |      |      |                     |                  |
|                                  |           |                         |           |            |             |                  |   |           |      |                |              |            |            |        |                     |                   |           |      |                      |            |           | ORANGE TH-1 SOUTHBOUND 4                        | SHEET 165                              | OF 255              |                      |      |      |                     |                  |