


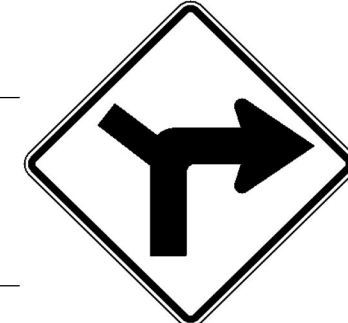









DIRECTION	MILEPOINT	LOCATION CODE (SHEET 4)	SIGN CODE	WIDTH (IN)	HEIGHT (IN)	SHEETING REMARKS	SIGN LEGEND	NEW SIGNS		EXISTING SIGNS			EXIST POST		NUMBER OF NEW POSTS	SQUARE STEEL (IN)			TUBULAR STEEL Ø (IN)				SIGN FRAME REQUIRED	REMARKS	SIGN DETAIL LOCATION				
								"A"	"B"	RETAIN	SALVAGE FROM	SALVAGE TO	REMOVE	RETAIN		REMOVE	1.75	2.00	2.50	FOUNDATION	3.00	3.50			4.00	5.00	SHSM	SIGN DETAIL SHEET #	STANDARD SHEET #
																	(LB / FT)				(LB / FT)								
SB FLETCHER TH-2							FY-FLUORESCENT YELLOW FYG-FLUORESCENT YELLOW GREEN															"SHSM"-STANDARD HIGHWAY SIGNS AND MARKINGS BOOK							
SB	1.847	E	W1-8	18	24		RIGHT CHEVRON																4-27-18						
		E	W1-8	24	30			5.00																↓	X				
SB	1.825	F	W1-8	18	24		LEFT CHEVRON																4-18-18						
		F	W1-8	24	30			5.00																↓	X				
SB	1.824	E	W1-8	18	24		RIGHT CHEVRON																						
		E	W1-8	24	30			5.00																	X				
SB	1.773						REMOVE EMPTY POST																PAID FOR AS ITEM 676.12, REMOVAL OF EXISTING DELINEATOR, SEE SHEET 7			27			
		F	W1-1MdR	36	36			9.00																					
		F	W13-1p	18	18			2.25																INSTALL ON LEFT POST	X				
SB	1.736	F	VW-290	36	36		 	9.00																4-19-18			27		
SB	1.563	F	W1-2L	30	30			6.25																4-18-18 INSTALL 75 FT ± SOUTH OF PROPOSED SIGN AT MP 1.577	X				
SB	1.349	F	W11-4	30	30			6.25																4-27-18	X				
SB	1.328	F	W11-4				CATTLE																4-19-18						
SB	1.079	F	W1-2R	30	30			6.25																	X				
		F	W13-1p	18	18			2.25																1 DEL. REM.	X				
SIGN SUMMARY SHEET							SHEET TOTALS	56.25	0.00	0	0	0	4	0	0	10	148.25	0	0.0	0.0	0.0	0.0	PROJECT NAME: STATEWIDE-NORTH REGION						
								SF	SF	EA	EA	EA	EA	EA	EA	EA	FT	EA	LB	LB	LB	LB	PROJECT NUMBER: STP HRRR(22)						
VERMONT AGENCY OF TRANSPORTATION							TOWN DIRECTIONAL TOTALS	282.5	0.0	1	0	0	28	0	0	52	780.0	0			0.0		FILE NAME: z14k100tssfletcherTH2 SB.xls	PLOT DATE: 5/5/2017					
																							PROJECT MANAGER: K. RUTTER	DRAWN BY: R. SHEDD					
																							DESIGNED BY: R. SHEDD	CHECKED: S. GOODWIN					
																							FLETCHER TH-2 SOUTHBOUND 4	SHEET 99	OF 255				