STATE OF VERMONT
AGENCY OF TRANSPORTATION

TRAFFIC SIGN SUMMARY SHEET

MILEMARKER, STATION, OR SIGN NUMBER	SIGN LEGEND	SIGN DIMENSIONS EA	SIGN DIMENSIONS WIDTH (in)	SIGN DIMENSIONS HEIGHT (in)	NEW & SALVAGED SIGNS "A"	NEW & SALVAGED SIGNS "B"	NEW & SALVAGED SIGNS SALV SIGN	NEW & SALVAGED SIGNS SALV TIS	EXIST POST RETAIN	EXIST POST SALVAGE	NEW SIGN POSTS NO. OF POSTS	FLANGED CHANNEL lb/ft 1.12	FLANGED CHANNEL lb/ft 2.0	FLANGED CHANNEL lb/ft 3.0	SQUARE STEEL (in) lb/ft 1.5	SQUARE STEEL (in) lb/ft 2.0	SQUARE STEEL (in) lb/ft 2.5	ANCHOR	SLEEVE	TUBULAR ALUMINUM Ø (in) lb/ft 3.0	TUBULAR ALUMINUM Ø (in) lb/ft 4.0	TUBULAR ALUMINUM Ø (in) lb/ft 4.0 MOD	TUBULAR STEEL Ø (in) FOUND-ATION	TUBULAR STEEL Ø (in) lb/ft 3.0	TUBULAR STEEL Ø (in) lb/ft 3.5	TUBULAR STEEL Ø (in) lb/ft 4.0	TUBULAR STEEL Ø (in) lb/ft 5.0	W-SHAPE STEEL FTG. SIZE 24"	W-SHAPE STEEL FTG. SIZE 30"	W-SHAPE STEEL WEIGHT	W-SHAPE STEEL POST SIZE	SIGN FRAME REQUIRED	REMARKS	SIGN DETAIL SHSM	SIGN DETAIL DETAIL ON SHEET NUMBER	SIGN DETAIL STD. SHEET NUMBER
												OPTION ITEMS																								
US ROUTE 2 MM 0.033 RT (DUXBURY)		1	36	36	9.0						2					X		X																W3-3		
SPAN WIRE WB		1	30	36	7.50																												SIGN MOUNTED ON SPAN WIRE	R10-12		
MM 0.185 (MORETOWN LT)		1	36	36	9.0						2					X		X																W3-3		
MM 0.210 (MORETOWN LT)							1																										POST SHARED WITH SIGN BELOW			
MM 0.210 (MORETOWN LT)							1				1					X		X																			
VT ROUTE 100 MM 6.165 (DUXBURY RT)		1	36	36	9.0				X																								NEW SIGN ON EXISTING POSTS	W3-3		
MM 6.190 (DUXBURY LT)							1				2					X		X																SALVAGE SIGN ON NEW POSTS IN SAME LOCATION			
MM 6.190 (DUXBURY LT)							1																										SALVAGE SIGN ON NEW POSTS IN SAME LOCATION			
MM 6.190 (DUXBURY LT)							1																										SALVAGE SIGN TO NEW POST			
MM 6.190 (DUXBURY LT)							1																										SALVAGE SIGN TO NEW POST			
GRAND TOTALS		SF 34.5	SF	EA 6	SF							FT	FT	FT	FT	FT 105	FT		EA	LB	LB	LB		LB	LB	LB	LB									

SHS = 2004 FHWA STANDARD HIGHWAY SIGNS & MARKINGS/2012 SUPP.
FYG = FLUORESCENT YELLOW GREEN

FINAL POST LENGTHS ARE TO BE DETERMINED IN THE FIELD. POST SIZES ARE COMPUTED BASED ON INFORMATION FURNISHED ON THE STANDARD SHEETS AND THE TRAFFIC & SAFETY DIVISION'S "SIGN POST DESIGN GUIDELINE."

GRAND TOTALS	SF	SF	EA	SF		FT	FT	LB	EA	LB	EA	EA	LB
	34.5		6				105						

PROJECT NAME: WATERBURY AREA
PROJECT NUMBER: STP WKZN(9) C/2

FILE NAME: t13k670frm.dgn
PROJECT LEADER: P. COBURN
DESIGNED BY: I. DEGUTIS
TRAFFIC SIGN SUMMARY SHEET

PLOT DATE: 10/21/2014
DRAWN BY: K. RECORD
CHECKED BY: M. LACROIX
SHEET 11 OF 13