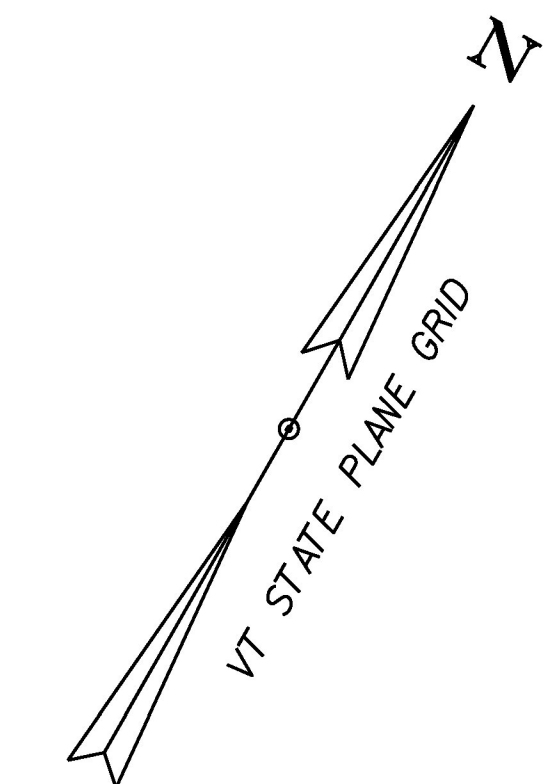
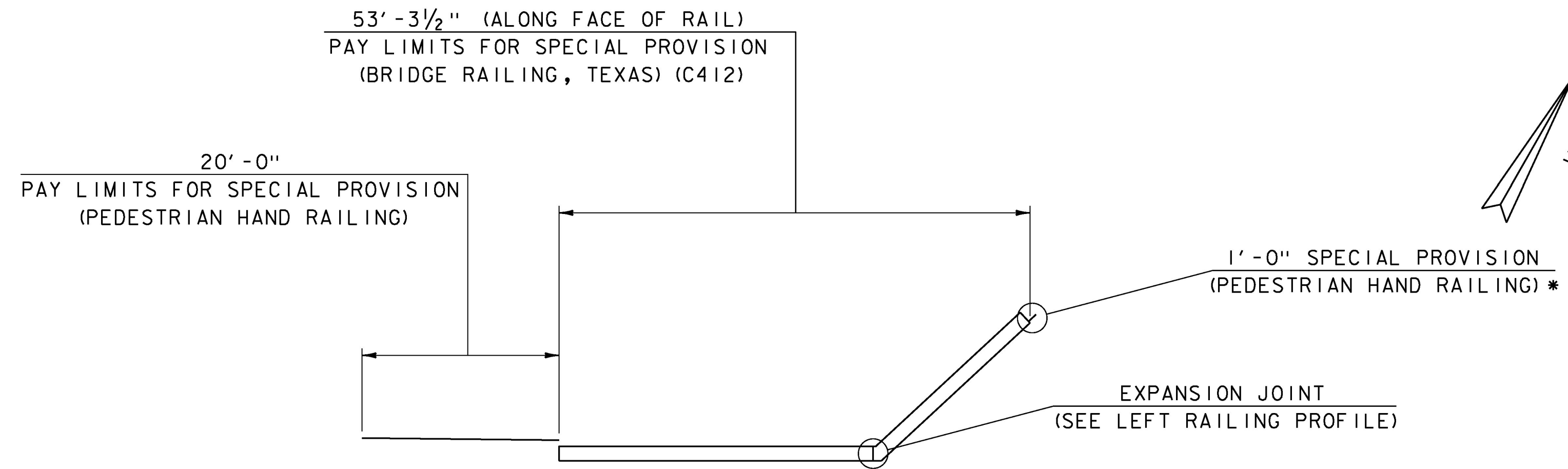


SPECIAL PROVISION (BRIDGE  
RAILING, TEXAS) (C412)  
333+89.63 - 334+63.45 RT  
334+80.25 - 335+28.04 LT

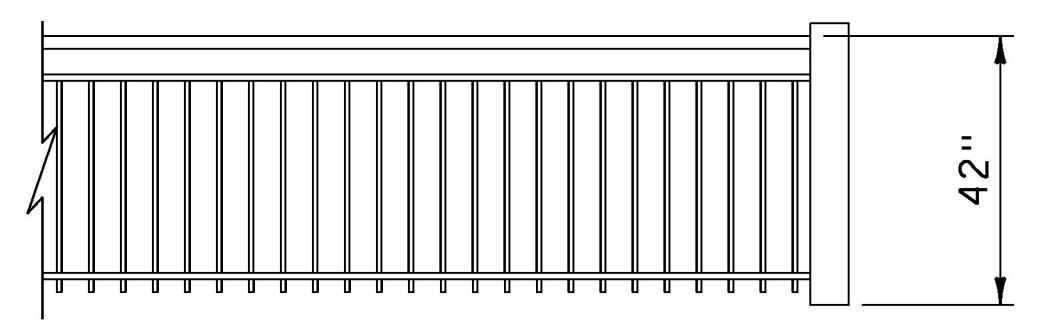
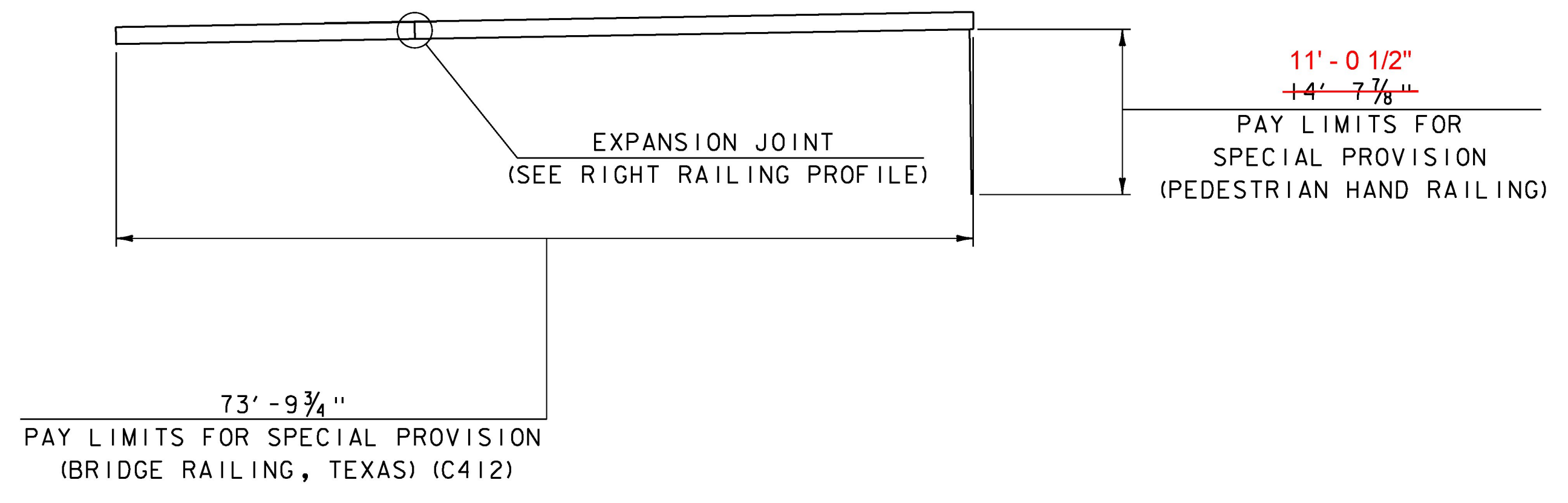
SPECIAL PROVISION  
(PEDESTRIAN HAND RAILING)  
334+63.13 RT  
334+60.98 - 334+80.98 LT  
335+28.06 - 335+28.66 LT



334+00

335+00

336+00



PEDESTRIAN RAIL DETAIL  
NTS

RAIL LAYOUT  
SCALE 1" = 10'

NOTE:  
\* PEDESTRIAN HAND RAILING AT NORTHEAST CORNER SHALL BE ATTACHED TO CONCRETE RAIL IN SUCH A MANNER AS TO BE REMOVABLE BY THE PROPERTY OWNER FOR BUILDING MAINTENANCE.

PROJECT NAME:	WOODSTOCK VILLAGE
PROJECT NUMBER:	BF 020-2(43)
FILE NAME:	sl3j280r.dwg
PROJECT LEADER:	R. YOUNG
DESIGNED BY:	S. COLEY
RAIL LAYOUT	
PLOT DATE:	18-JUL-2017
DRAWN BY:	S. COLEY
CHECKED BY:	W. LAMMER
SHEET	16 OF 53