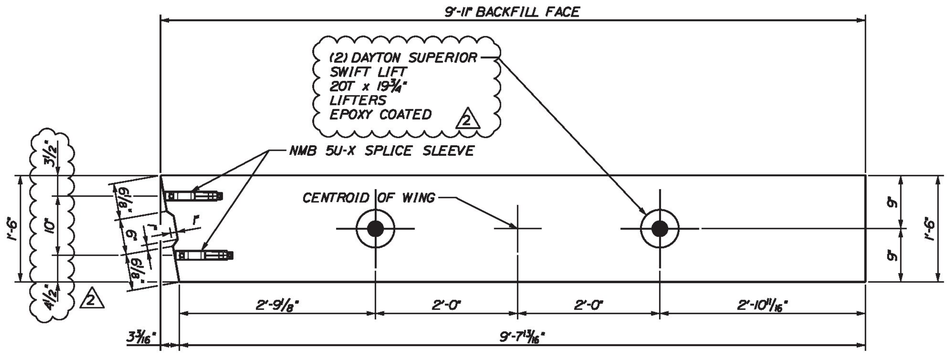

WINGWALL WW1 PLAN VIEW

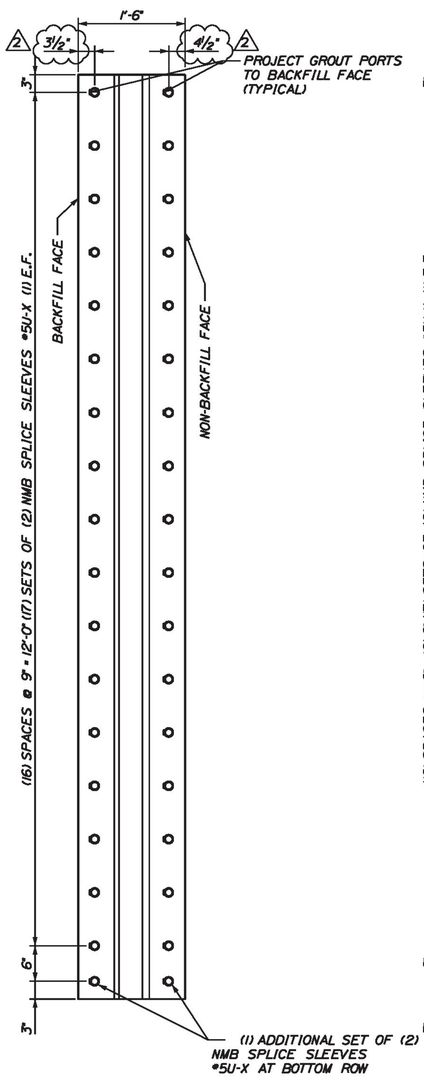

WINGWALL WW1 LEFT ELEVATION

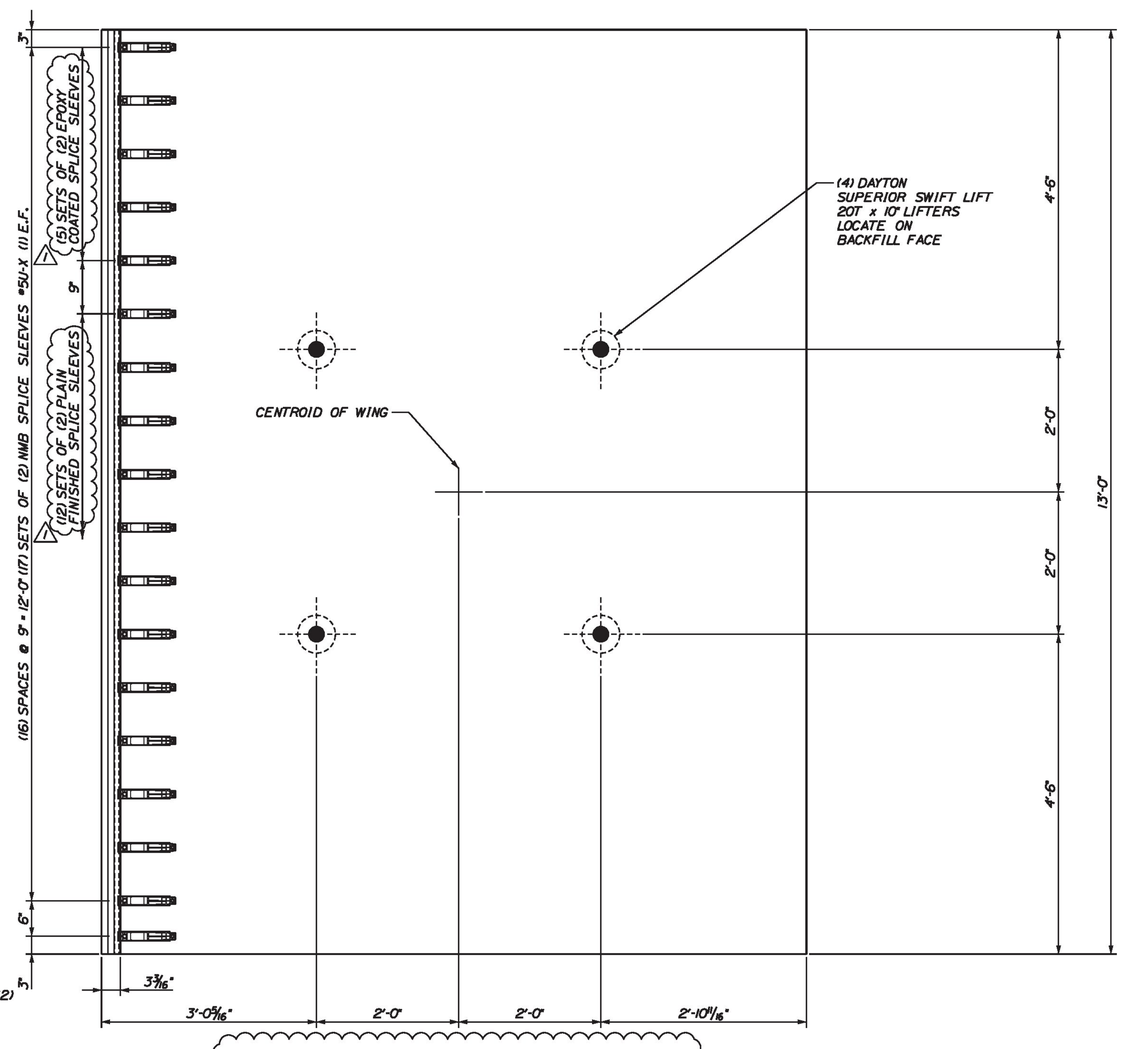

WINGWALL WW1 NON-BACKFILLED ELEVATION

~ 14.5 TONS

SHOP NOTE:
ALIGNMENT OF SPLICE SLEEVES INTO ABUTMENT SEGMENT IS CRITICAL. USE A TEMPLATE TO ENSURE REBAR WILL FIT INTO GROUTED SPLICERS IN WING

PATCH LIFTING HOLES WITH GROUT FROM VTRANS OVERHEAD GROUT APPROVED PRODUCTS LIST

(PROVIDE ADDITIONAL SPLICE SLEEVES FOR VTRANS TESTING PER SPECIFICATION)

Vermont Agency of Transportation
RECEIVED
Under R.W. 5115, 5117 & Act 250 § 1001, Subchapter
CK'D BY NVDB, JW, KM, TM OK'D BY JG
March 21, 2017
RESUBMIT No Approved
BY K. Higgins DATE 03/23/2017

CALDERWOOD ENGINEERING, ETC.
STRUCTURAL ENGINEERING • DETAILING SERVICES
222 RIVER RD, RICHMOND, ME 04357 PH/FX (207)737-2007 / 737-2008
PREPARED FOR:
MILLER CONSTRUCTION
STRAFFORD BF 0177(10)

STATE OF VERMONT
ERIC F. CALDERWOOD
No. 8747
Structural I
LICENSED
PROFESSIONAL ENGINEER

P.E. NUMBER
DATE

	BY	DATE
DESIGN-DETAILED	ETC	JAN 2017
CHECKED-REVIEWED		
REVISIONS 1	ADDRESS VTRANS COMMENTS	FEB 2017
REVISIONS 2	ADDRESS VTRANS COMMENTS	MAR 2017
REVISIONS 3		
REVISIONS 4		
FIELD CHANGES		

STRAFFORD VERMONT
ABUTMENT SHOP DETAILS

WINGWALL WW1 GEOMETRIC DETAILS

SHEET NUMBER
9