





| DIRECTION | MILEPOINT | LOCATION CODE (SHEET 3) | SIGN CODE | WIDTH (IN) | HEIGHT (IN) | SHEETING REMARKS | SIGN LEGEND | NEW SIGNS | | EXISTING SIGNS | | | | EXIST POST | | NUMBER OF NEW POSTS | SQUARE STEEL (IN) | | | TUBULAR STEEL Ø (IN) | | | | SIGN FRAME REQUIRED | REMARKS | SIGN DETAIL LOCATION | | |
|----------------------------------|-----------|-------------------------|-----------|------------|-------------|------------------|---|-----------|------|----------------|--------------|------------|--------|------------|--------|---------------------|-------------------|-------|------|----------------------|------|------|--|--|--|----------------------|-----------------|------------------|
| | | | | | | | | "A" | "B" | RETAIN | SALVAGE FROM | SALVAGE TO | REMOVE | RETAIN | REMOVE | | 1.75 | 2.00 | 2.50 | FOUNDATION | | | | | | SHSM | PROJECT SHEET # | STANDARD SHEET # |
| | | | | | | | | | | | | | | | | | (LB / FT) | | | 3.00 | 3.50 | 4.00 | 5.00 | | | | | |
| | | | | | | | | | | | | | | | | | | | | | | | | | | | | |
| EB NEW HAVEN VT 17 | | | | | | | FY-FLUORESCENT YELLOW FYG-FLUORESCENT YELLOW GREEN | | | | | | | | | | | | | | | | "SHSM"-STANDARD HIGHWAY SIGNS AND MARKINGS BOOK | | | | | |
| EB | 4.831 | C | VR-017 | 24 | 30 | | LLL 20,000 LBS | | | | | | | | | | | | | | | | | | | | | |
| | | C | R2-1 | 18 | 24 | | SPEED LIMIT 35 | | | 1 | | | | | | | | | | | | | | | | | | |
| | | C | VR-017 | 24 | 30 | |  | | | | | | | | | | | | | | | | | | | E-141 | | |
| | | C | R2-1 | 18 | 24 | | SPEED LIMIT 35 | | | | 1 | | | | | | | | | | | | | | | | | |
| EB | 4.841 | D | R1-1 | 30 | 30 | | STOP | | | | | | | | | | | | | | | | | | | | | |
| | | C | VD-700 | 6 | 8 | | MILE MARKER 0170 / 0113 / 0483 | | | | | | | | | | | | | | | | | | | | | |
| | | D | R1-1 | 30 | 30 | |  | | | | | | | | | | | | | | | | | | | | | |
| | | C | VD-700 | 6 | 10 | | | | | | | | | | | | | | | | | | | | | T-42 | | |
| EB | 4.842 | A | D1-1 | 54 | 15 | | ← BEEMAN ELEM. SCHOOL | | | | | | | | | | | | | | | | | | | | | |
| | | A | D4-2 | 24 | 30 | | PARK & RIDE | | | | | | | | | | | | | | | | | | | | | |
| | | A | VD1-2S | 72 | 20 | |  | | | | | | | | | | | | | | | | | | | 9 | | |
| | | A | D4-2 | 30 | 36 | |  | | | | | | | | | | | | | | | | | | | | | |
| EB | 4.857 | A | S1-1 | 36 | 36 | | SCHOOL | | | | | | | | | | | | | | | | | | | | | |
| | | A | W16-7 | 24 | 12 | | LEFT DOWN DIAGONAL ARROW | | | | | | | | | | | | | | | | | | | | | |
| | | | | | | | (CONT. ON NEXT SHEET) | | | | | | | | | | | | | | | | | | | | | |
| SIGN SUMMARY SHEET | | | | | | | SHEET TOTALS | 29.17 | 0.00 | 0 | 1 | 1 | 8 | 0 | 0 | 4 | 60.0 | 59.00 | 0 | 0.0 | 0.0 | 0.0 | 0.0 | 0.0 | PROJECT NAME: STATEWIDE-SOUTHWEST PROJECT NUMBER: STPG SIGN(51) | | | |
| VERMONT AGENCY OF TRANSPORTATION | | | | | | | TOWN DIRECTIONAL TOTALS | 218.4 | 0.0 | 3 | 3 | 3 | 49 | 0 | 0 | 40 | 590.0 | | 0 | | 0.0 | | | FILE NAME: z13e624tssnewhaven EB PROJECT MANAGER: C. BEAN DESIGNED BY: S. GOODWIN NEW HAVEN VT-17 EASTBOUND 3 | | | | |
| | | | | | | | | | | | | | | | | | | | | | | | PLOT DATE: 4/28/2015 DRAWN BY: S. GOODWIN CHECKED: D. MUNRO SHEET 15 OF 121 | | | | | |