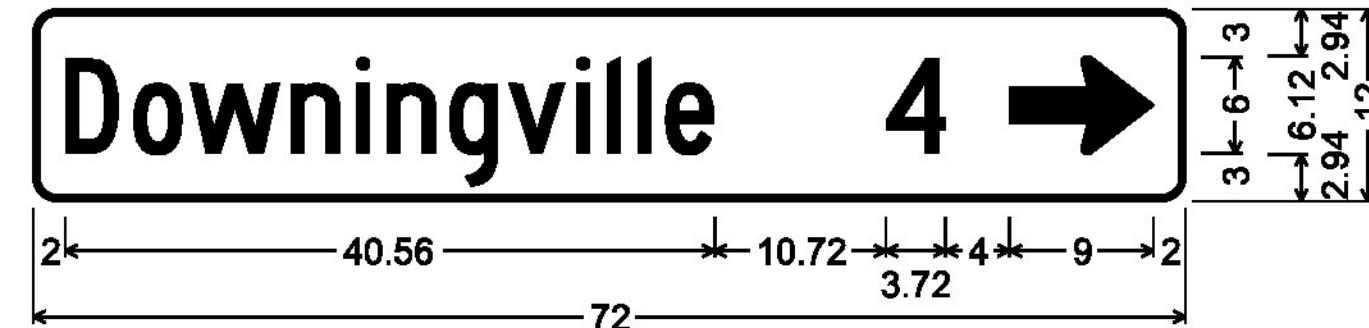
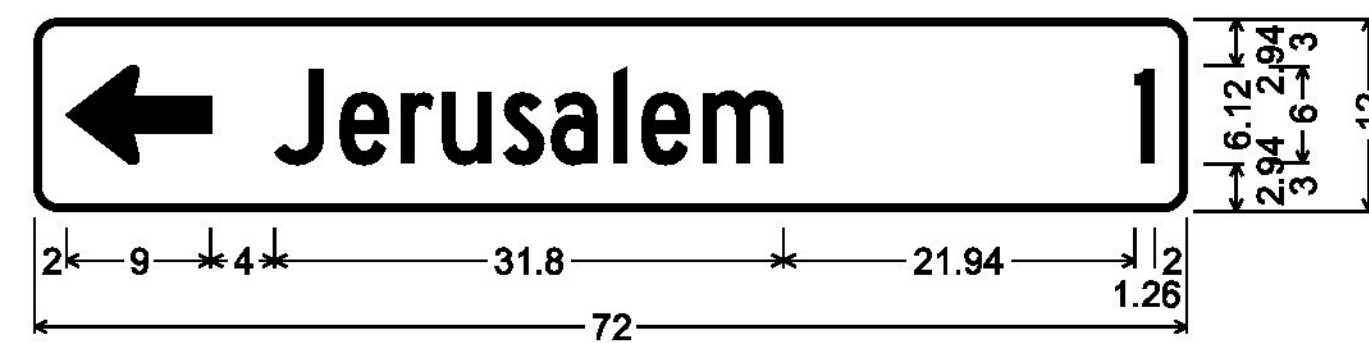


1.50" Radius, 0.38" Border, White on Green;  
 [Jerusalem] C 2K; [1] C 2K;  
 Standard Arrow Custom 9.00" X 6.13" 0°;



1.50" Radius, 0.38" Border, White on Green;  
 [Downingville] C 2K; [4] C 2K;  
 Standard Arrow Custom 9.00" X 6.13" 0°;

**VD1-1A**

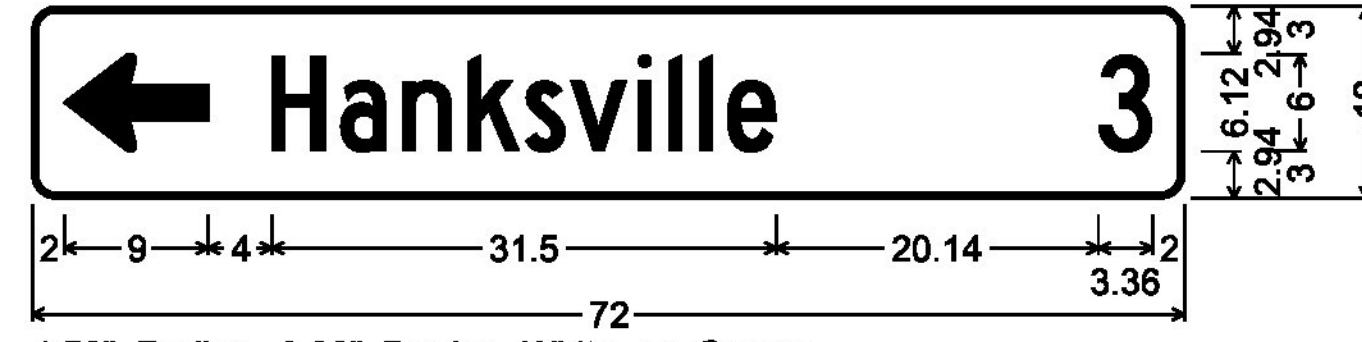


1.50" Radius, 0.38" Border, White on Green;  
 Standard Arrow Custom 9.00" X 6.13" 180°; [Jerusalem] C 2K;  
 [1] C 2K;



1.50" Radius, 0.38" Border, White on Green;  
 Standard Arrow Custom 9.00" X 6.13" 180°;  
 [Downingville] C 2K; [4] C 2K;

**VD1-1A**

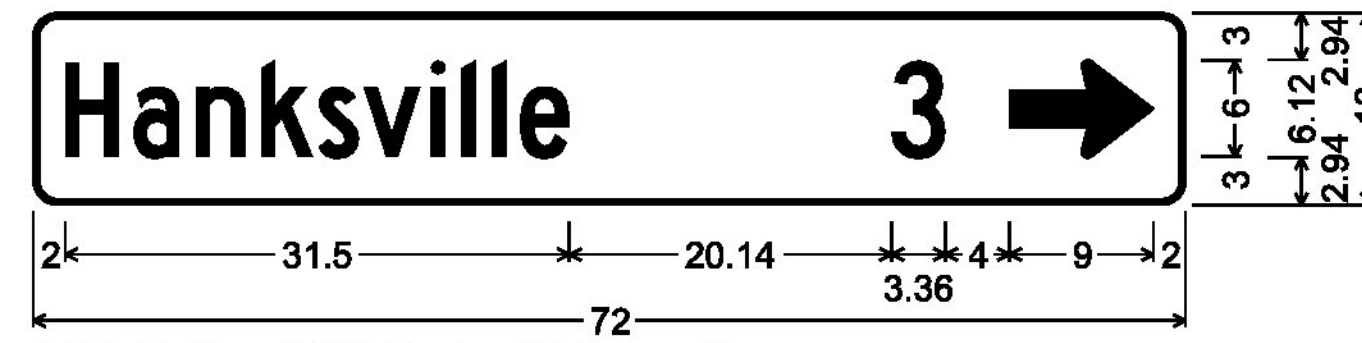


1.50" Radius, 0.38" Border, White on Green;  
 Standard Arrow Custom 9.00" X 6.13" 180°; [Hanksville] C 2K;  
 [3] C 2K;

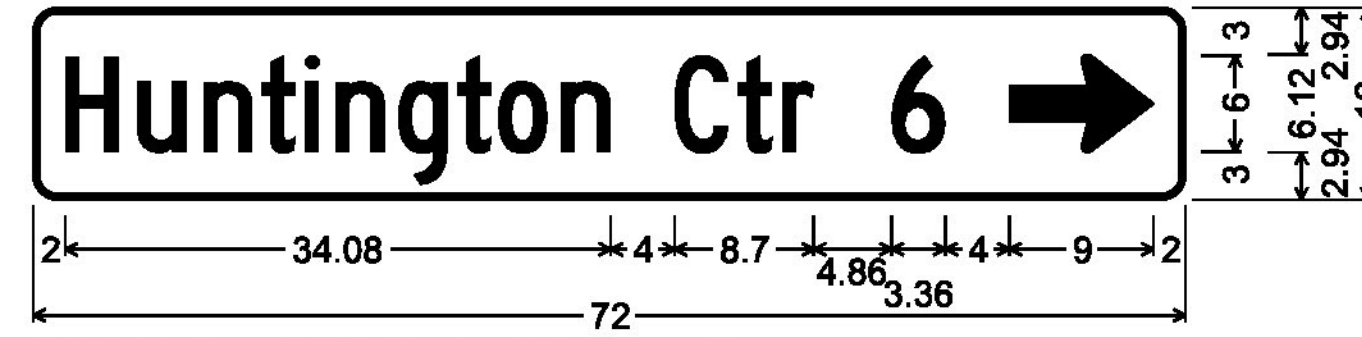


1.50" Radius, 0.38" Border, White on Green;  
 Standard Arrow Custom 9.00" X 6.13" 180°;  
 [Huntington Ctr] C 2K; [6] C 2K;

**VD1-1A**

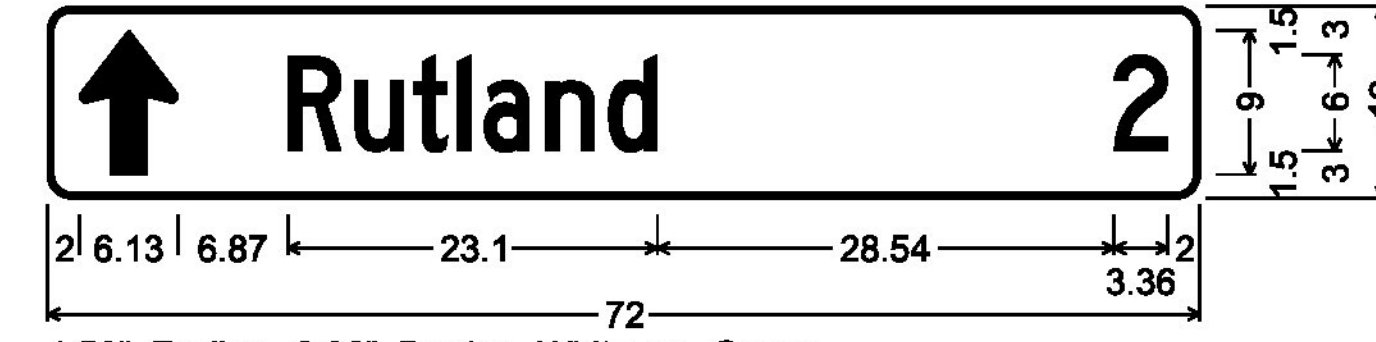


1.50" Radius, 0.38" Border, White on Green;  
 [Hanksville] C 2K; [3] C 2K;  
 Standard Arrow Custom 9.00" X 6.13" 0°;

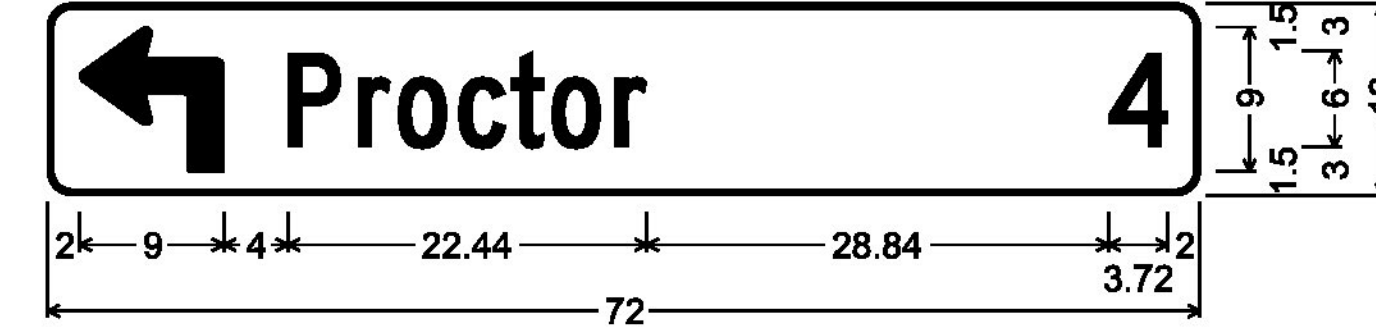


1.50" Radius, 0.38" Border, White on Green;  
 [Huntington Ctr] C 2K; [6] C 2K;  
 Standard Arrow Custom 9.00" X 6.13" 0°;

**VD1-1A**

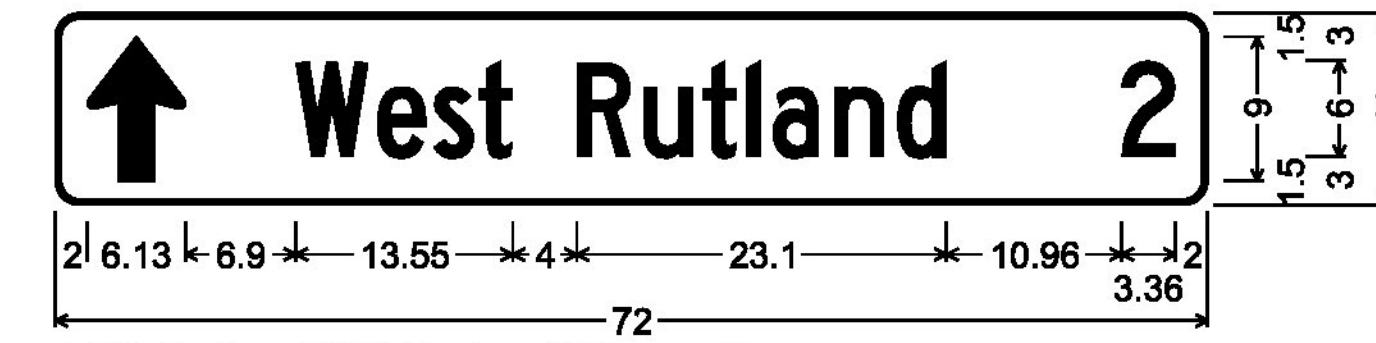


1.50" Radius, 0.38" Border, White on Green;  
 Standard Arrow Custom 9.00" X 6.13" 90°; [Rutland] C 2K;  
 [2] C 2K;

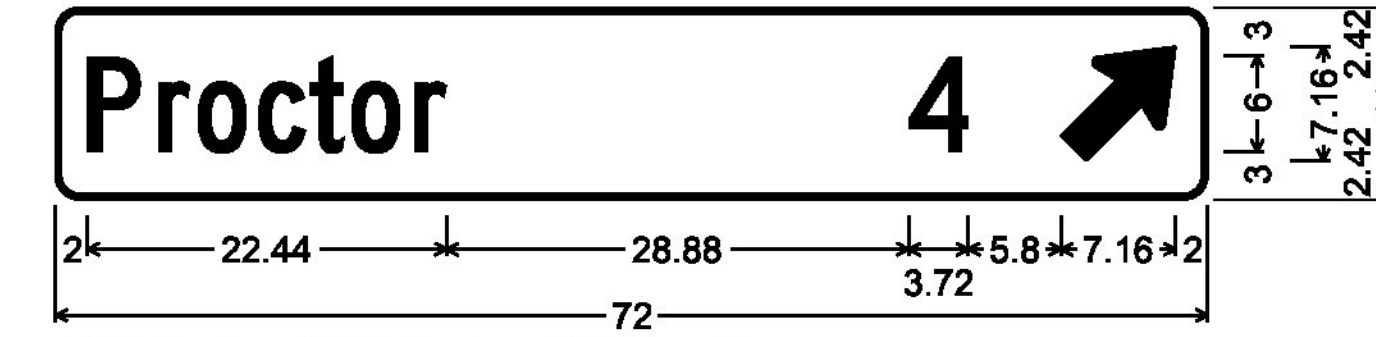


1.50" Radius, 0.38" Border, White on Green;  
 90 Deg Advanced Turn Arrow Custom 9.00" X 9.00°;  
 [Proctor] C 2K; [4] C 2K;

**VD1-1A**



1.50" Radius, 0.38" Border, White on Green;  
 Standard Arrow Custom 9.00" X 6.13" 90°;  
 [West Rutland] C 2K; [2] C 2K;



1.50" Radius, 0.38" Border, White on Green;  
 [Proctor] C 2K; [4] C 2K;  
 Standard Arrow Custom 9.00" X 6.13" 45°;

**VD1-1A**

ALL DIMENSIONS SHOWN IN INCHES,  
 UNLESS OTHERWISE NOTED.

PROJECT NAME: STATEWIDE-SOUTHWEST  
 PROJECT NUMBER: STPG SIGN(51)

FILE NAME: z13e624frm.dgn PLOT DATE: 4/28/2015  
 PROJECT LEADER: C. BEAN DRAWN BY: S. GOODWIN  
 DESIGNED BY: S. GOODWIN CHECKED BY: P. SHEDD  
 SIGN DETAILS 6 SHEET 10 OF 121

NOT TO SCALE