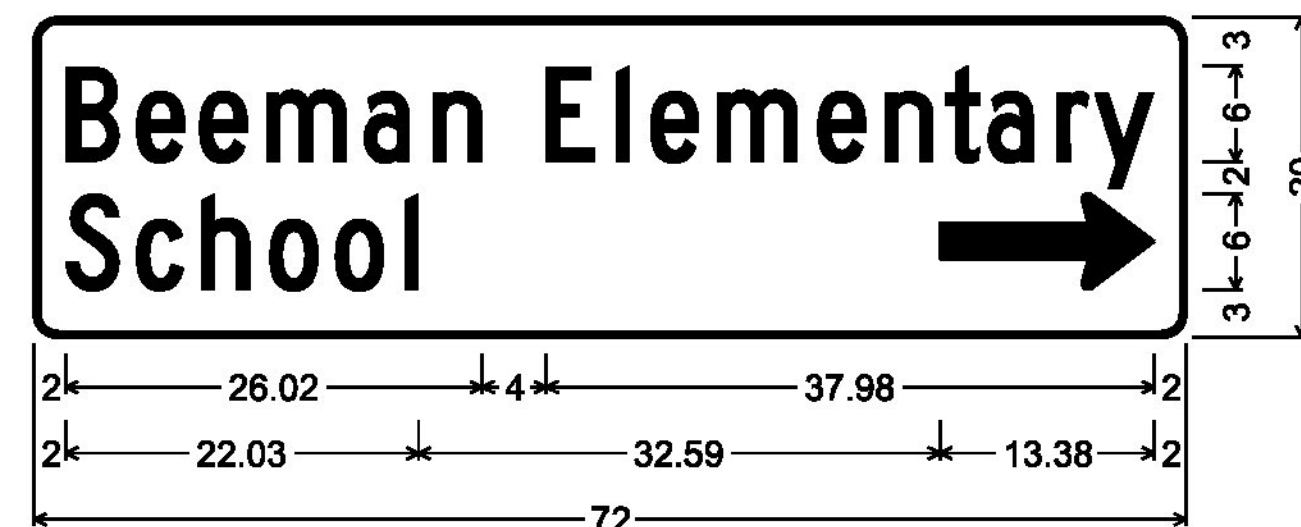


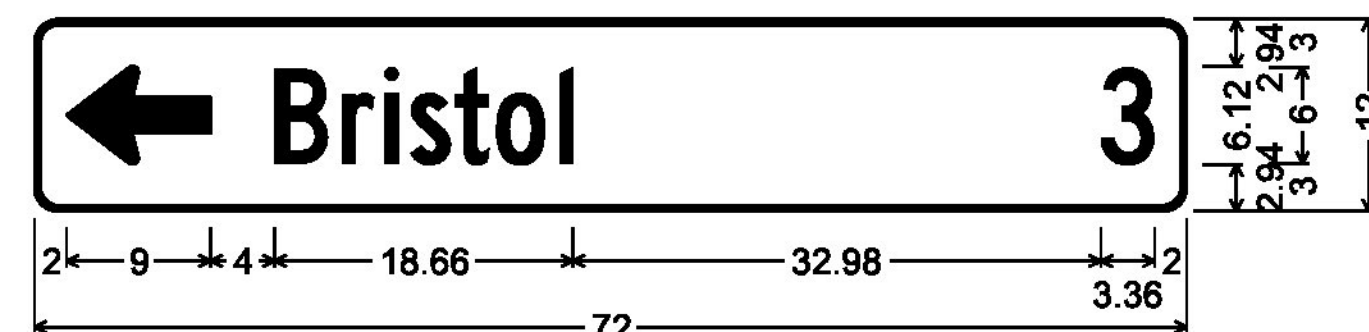
1.50" Radius, 0.38" Border, White on Green;
 [Beeman Elementary] C 2K 145% spacing;
 Standard Arrow Custom 13.38" X 6.00" 180°;
 [School] C 2K 145% spacing;

VD1-2S

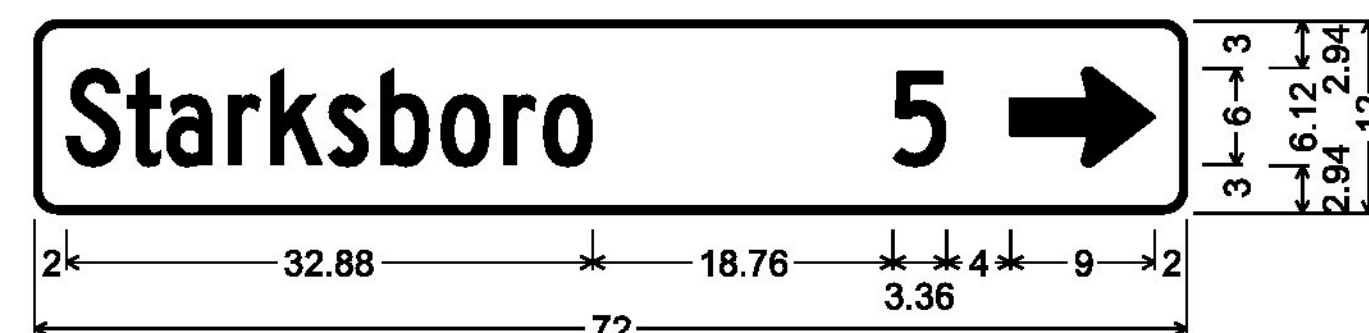


VD2-1S; 1.50" Radius, 0.38" Border, White on Green;
 [Beeman Elementary] C 2K 145% spacing;
 [School] C 2K 145% spacing;
 Standard Arrow Custom 13.38" X 6.00" 0°;

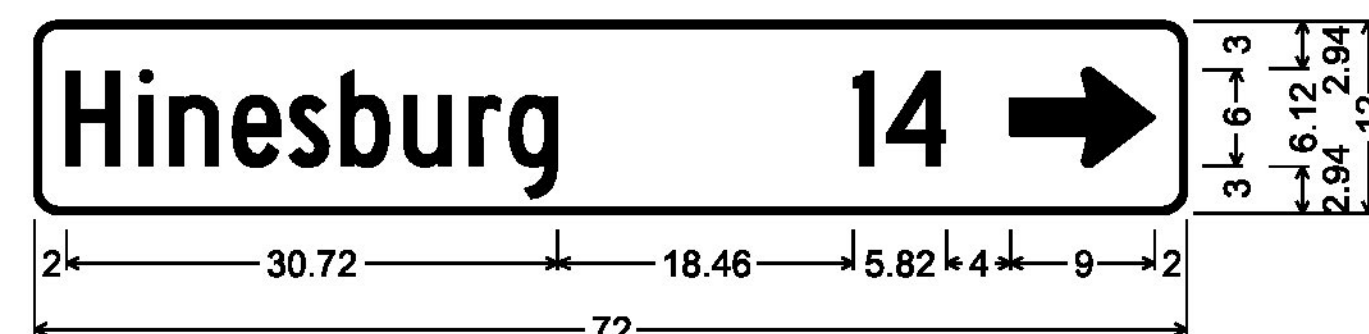
VD1-2S



1.50" Radius, 0.38" Border, White on Green;
 Standard Arrow Custom 9.00" X 6.13" 180°; [Bristol] C 2K;
 [3] C 2K;

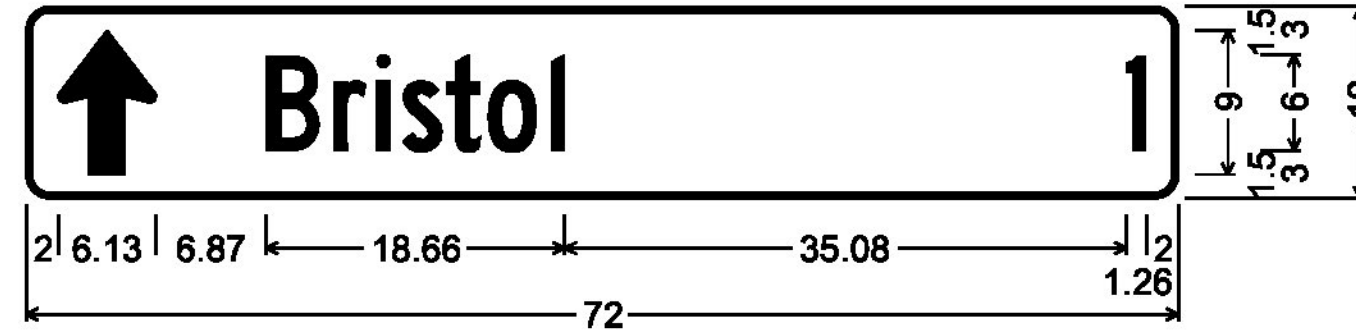


1.50" Radius, 0.38" Border, White on Green;
 [Starksboro] C 2K; [5] C 2K;
 Standard Arrow Custom 9.00" X 6.13" 0°;

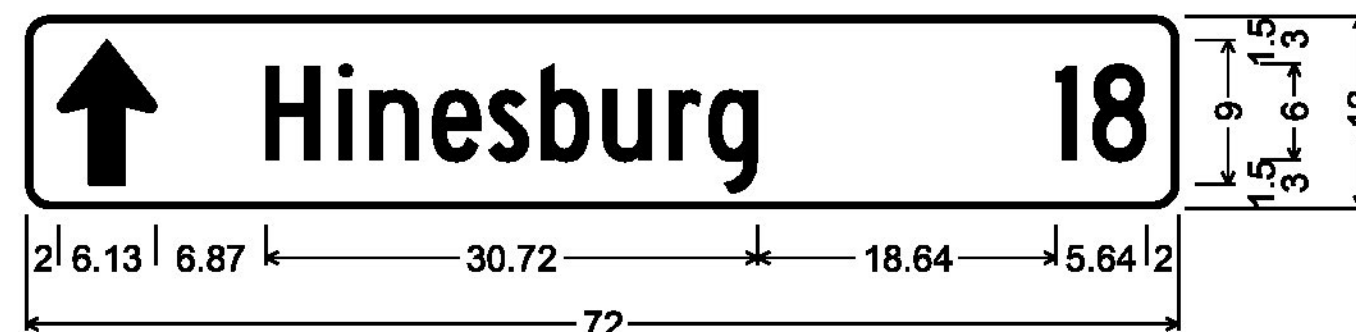


1.50" Radius, 0.38" Border, White on Green;
 [Hinesburg] C 2K; [14] C 2K;
 Standard Arrow Custom 9.00" X 6.13" 0°;

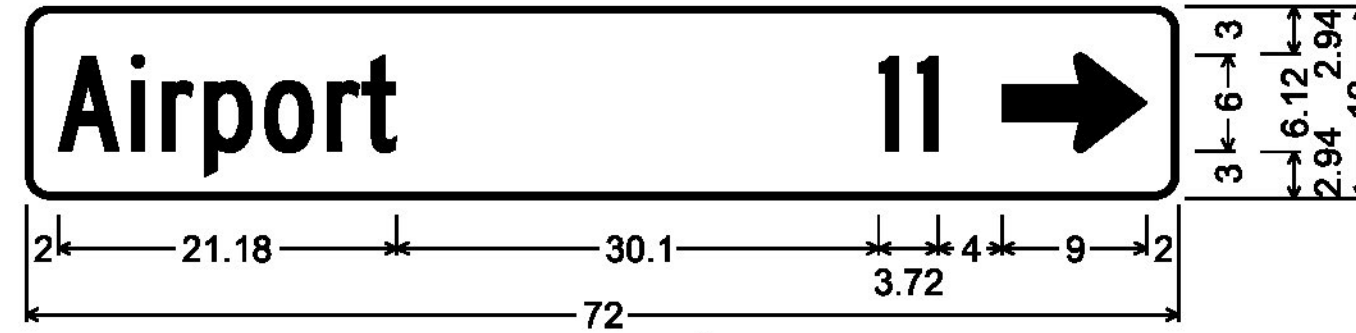
VD1-1A



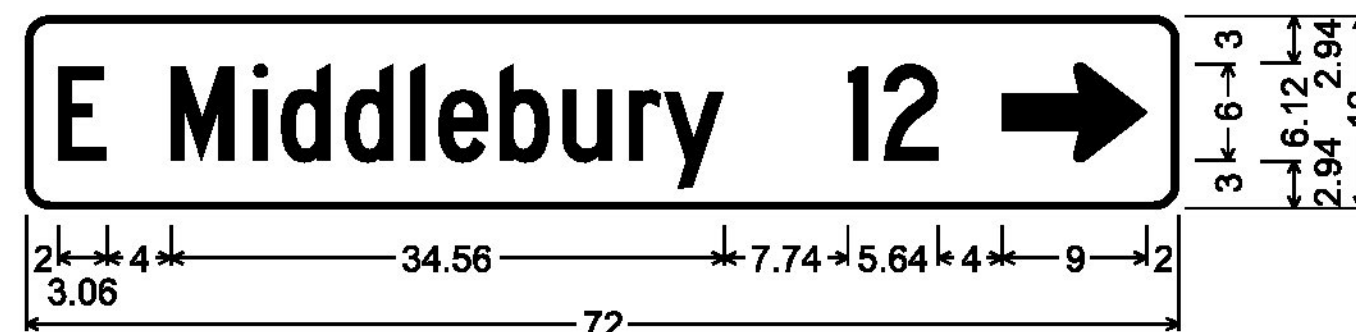
1.50" Radius, 0.38" Border, White on Green;
 Standard Arrow Custom 9.00" X 6.13" 90°; [Bristol] C 2K;
 [1] C 2K;



1.50" Radius, 0.38" Border, White on Green;
 Standard Arrow Custom 9.00" X 6.13" 90°; [Hinesburg] C 2K;
 [18] C 2K;

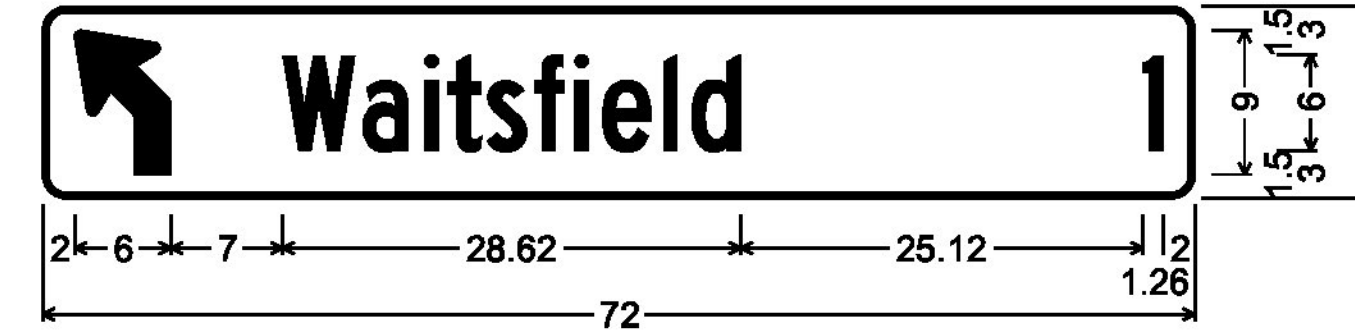


1.50" Radius, 0.38" Border, White on Green;
 [Airport] C 2K; [11] C 2K;
 Standard Arrow Custom 9.00" X 6.13" 0°;

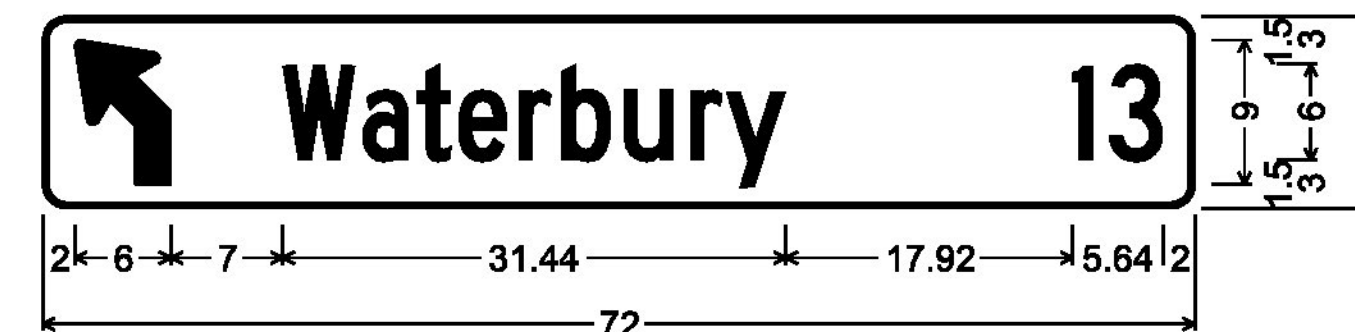


1.50" Radius, 0.38" Border, White on Green;
 [E Middlebury] C 2K; [12] C 2K;
 Standard Arrow Custom 9.00" X 6.13" 0°;


VD1-1A



1.50" Radius, 0.38" Border, White on Green;
 45 Deg Advanced Turn Arrow Custom 6.00" X 9.00°;
 [Waitsfield] C 2K; [1] C 2K;



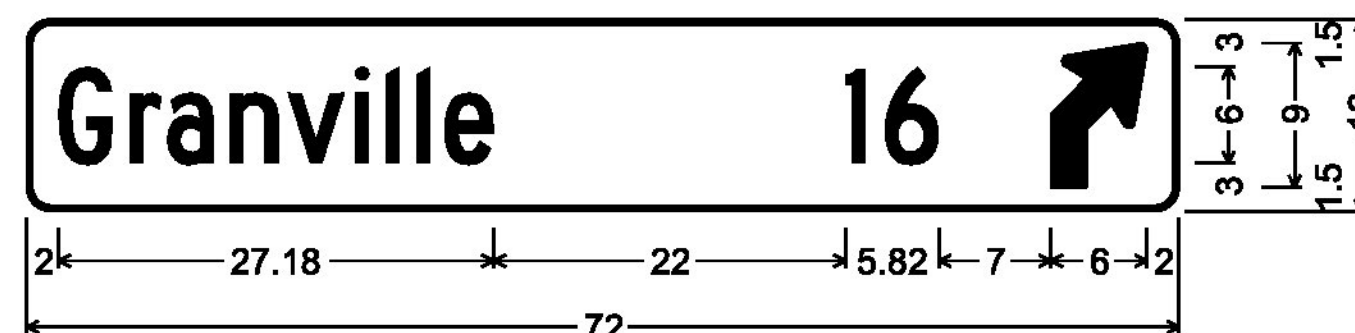
1.50" Radius, 0.38" Border, White on Green;
 45 Deg Advanced Turn Arrow Custom 6.00" X 9.00°;
 [Waterbury] C 2K; [13] C 2K;



1.50" Radius, 0.38" Border, White on Green;
 [Warren] C 2K; [5] C 2K;
 45 Deg Advanced Turn Arrow Custom 6.00" X 9.00°;



1.50" Radius, 0.38" Border, White on Green;
 [Sugarbush] C 2K; [SKI] B 2K; [AREA] B 2K; [6] C 2K;
 45 Deg Advanced Turn Arrow Custom 6.00" X 9.00°;



1.50" Radius, 0.38" Border, White on Green;
 [Granville] C 2K; [16] C 2K;
 45 Deg Advanced Turn Arrow Custom 6.00" X 9.00°;

VD1-1A

ALL DIMENSIONS SHOWN IN INCHES,
 UNLESS OTHERWISE NOTED.

PROJECT NAME: STATEWIDE-SOUTHWEST
 PROJECT NUMBER: STPG SIGN(51)

FILE NAME: z13e624frm.dgn PLOT DATE: 4/28/2015
 PROJECT LEADER: C. BEAN DRAWN BY: S. GOODWIN
 DESIGNED BY: S. GOODWIN CHECKED BY: P. SHEDD
 SIGN DETAILS 5 SHEET 9 OF 121

NOT TO SCALE