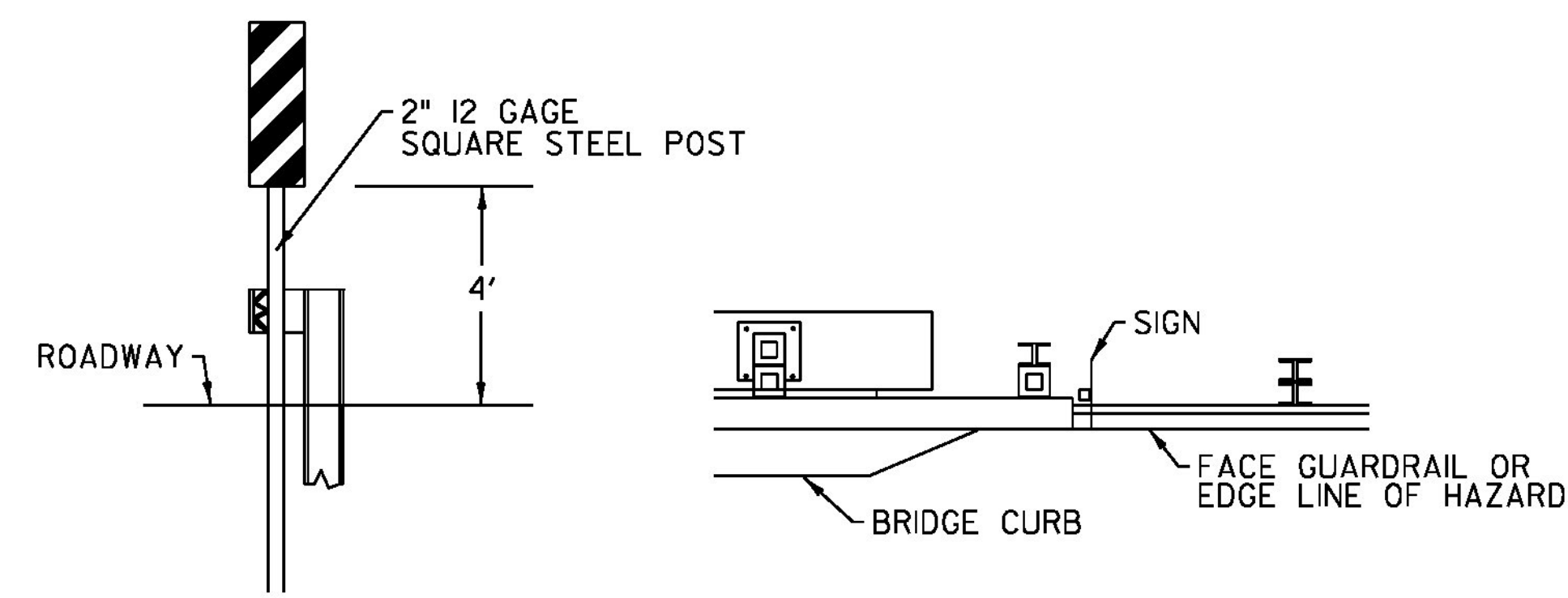


**NOTES:**

1. THE SIGN SHALL BE MOUNTED PARALLEL WITH THE ROADWAY, NORMALLY ON THE RIGHT SIDE TRAVELING WEST TO EAST OR SOUTH TO NORTH.
2. FOR POST-MOUNTED SIGNS, THE MINIMUM LATERAL OFFSET SHOULD BE TWELVE FEET FROM THE EDGE OF THE TRAVELED WAY. IF A SHOULDER WIDER THAN SIX FEET EXISTS, THE MINIMUM LATERAL OFFSET FOR POST-MOUNTED SIGNS SHOULD BE SIX FEET FROM EDGE OF SHOULDER.
3. WHEN CROSSING COUNTY BOUNDARIES AN ADDITIONAL COUNTY LINE SIGN (VD-025) SHALL BE MOUNTED BELOW THE TOWN LINE SIGN MAINTAINING A SEVEN FOOT CLEARANCE.

**TOWN / COUNTY LINE INSTALLATION**



**ELEVATION**

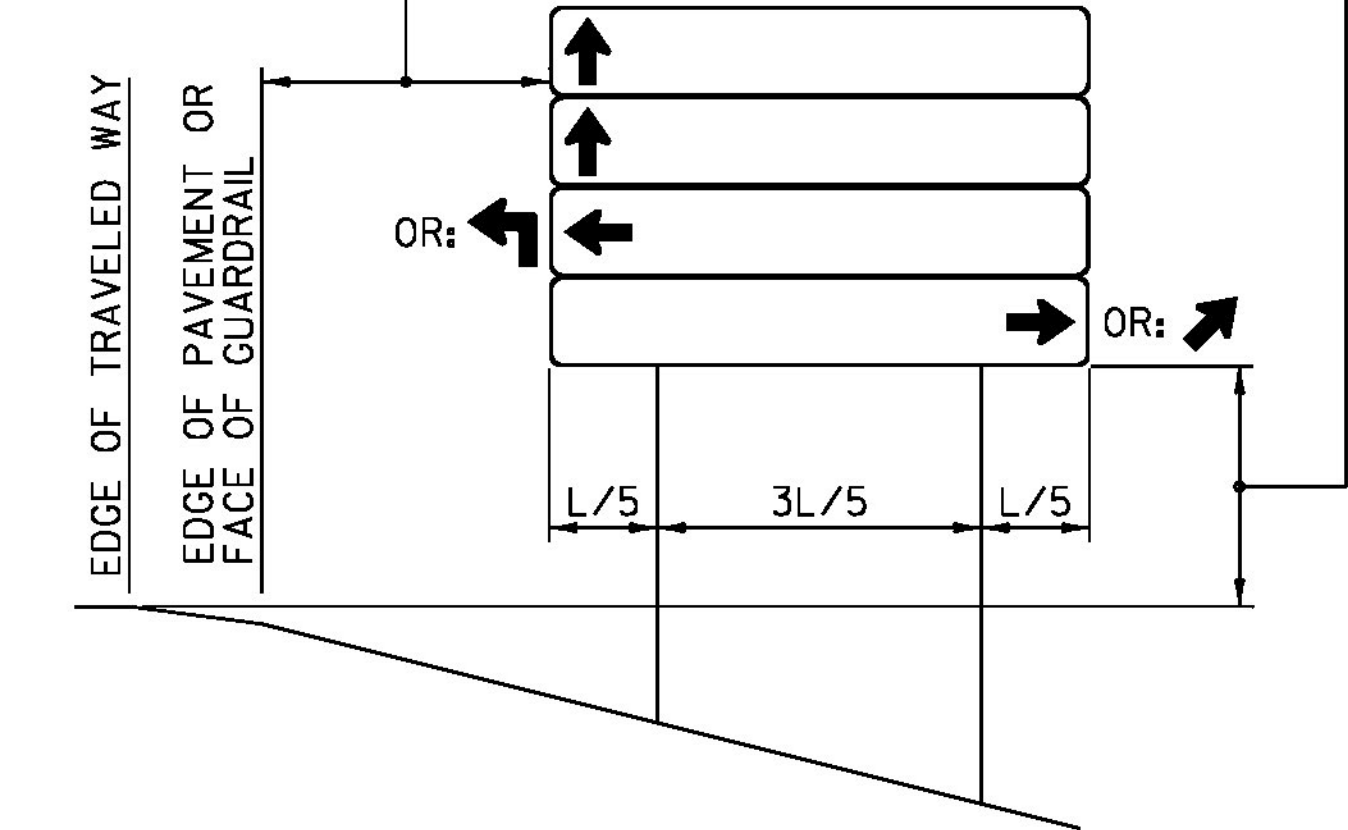
**PLAN VIEW**

**NOTES:**

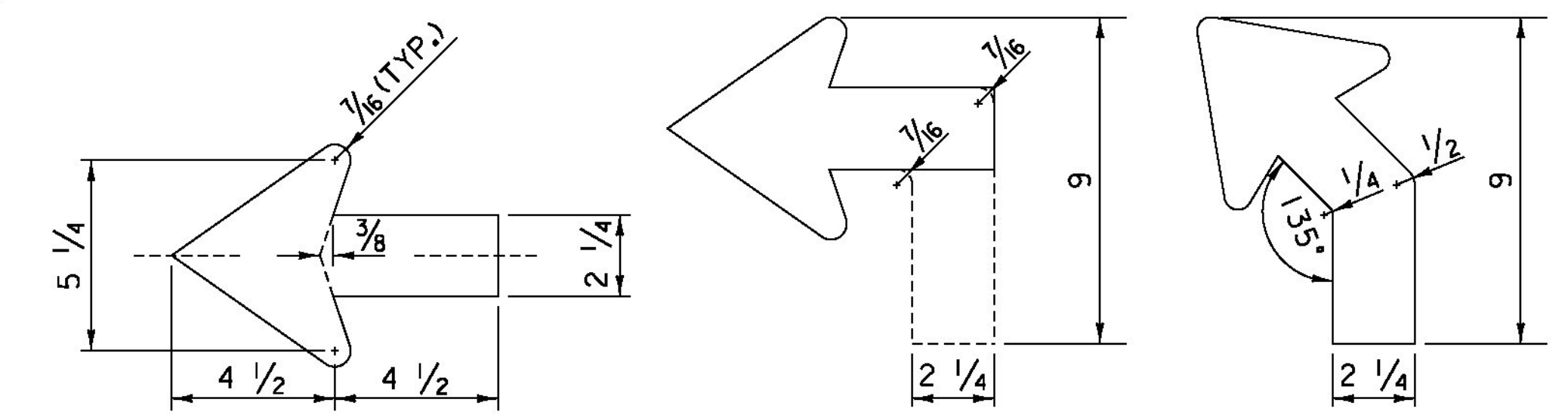
1. OBJECT MARKER SHOULD BE INSTALLED SO THAT THE INSIDE EDGE OF THE SIGN IS AS CLOSE AS POSSIBLE TO THE FACE OF GUARDRAIL OR INSIDE EDGE OF THE HAZARD.
2. THE SIGN SHALL BE MOUNTED SO THE DIAGONAL STRIPES SLOPE DOWNWARDS TOWARD THE ROAD CENTERLINE.
3. ASSEMBLY HARDWARE SHALL CONFORM TO SUBSECTION 750.12 (a). RIVETS SHALL NOT BE USED.
4. SIGN BASE MATERIAL SHALL BE 0.100" FLAT SHEET ALUMINUM.
5. MOUNTING HARDWARE FOR SIGNS ATTACHED TO ABUTMENTS OR HAZARDS SHALL BE APPROVED BY THE ENGINEER.

**OBJECT MARKER (OM3-L OR OM3-R) INSTALLATION**

REFER TO STANDARD SHEET E-I21 FOR MINIMUM LATERAL CLEARANCE



**INSTALLATION DETAIL**



**STANDARD SHSM 2.25" ARROW**

**NOTES:**

1. THE DESTINATION SIGN DETAILS SHOWN ON THE FOLLOWING SHEETS SHALL HAVE WHITE RETROREFLECTIVE ASTM D 4956 TYPE III OR IV TEXT, ARROWS AND BORDERS ON A GREEN RETROREFLECTIVE ASTM D 4956 TYPE III OR IV BACKGROUND.
2. FONT SPACING SHOWN ON AN INDIVIDUAL SIGN DETAIL MAY BE ADJUSTED SLIGHTLY TO MEET DIMENSION REQUIREMENT(S).
3. DIMENSIONS SHOWN ON THE INDIVIDUAL SIGN DETAILS MAY BE ADJUSTED SLIGHTLY TO ACCOMMODATE VARIOUS MANUFACTURER'S LETTER WIDTHS.

**DESTINATION SIGNS (VD1-1A, VD1-2S, VD2-1) ASSEMBLY**

ALL DIMENSIONS SHOWN IN INCHES, UNLESS OTHERWISE NOTED.

PROJECT NAME:	STATEWIDE-SOUTHWEST
PROJECT NUMBER:	STPG SIGN(51)
FILE NAME:	z13e624frm.dgn
PROJECT LEADER:	C. BEAN
DESIGNED BY:	S. GOODWIN
SIGN DETAILS I	
PLOT DATE:	4/28/2015
DRAWN BY:	S. GOODWIN
CHECKED BY:	D. MUNRO
SHEET	5 OF 121

NOT TO SCALE