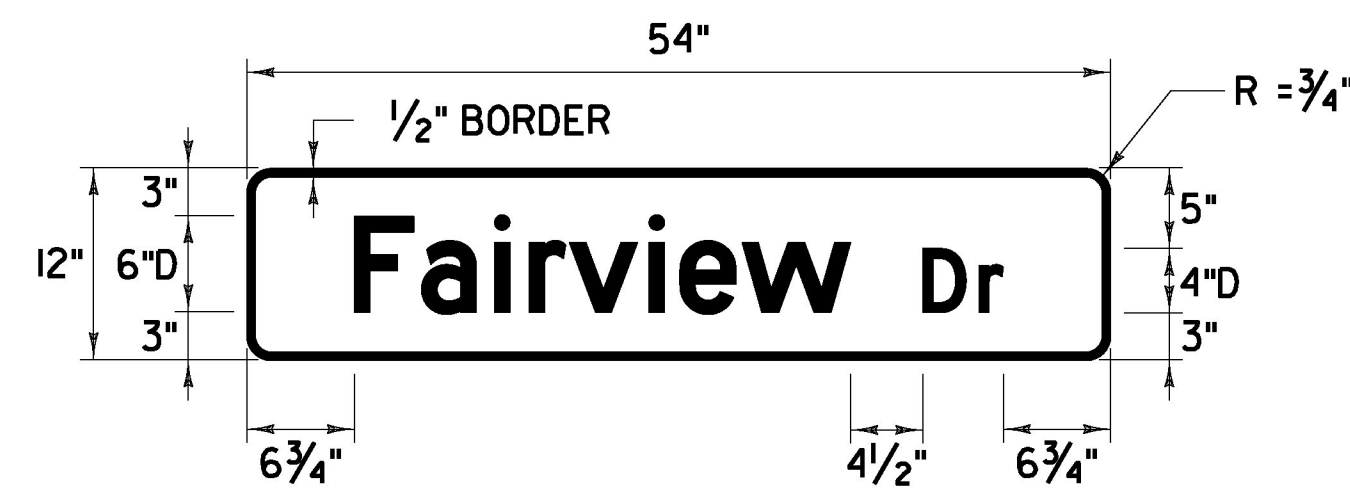


COLOR: WHITE BORDER & TEXT (RETROREFLECTIVE)
GREEN BACKGROUND (RETROREFLECTIVE)

MATERIAL: EXTRUDED ALUMINUM WITH A 0.25 INCH
FLANGE AND A 0.090 INCH WEB.

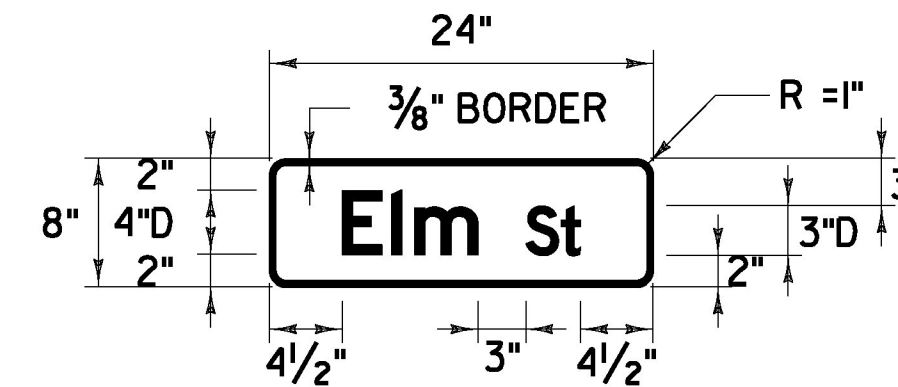
LOCATION: VT ROUTE 15
ESSEX JUNCTION:
STA MN 140+26.0, RT
STA MN 140+26.0, RT



COLOR: WHITE BORDER & TEXT (RETROREFLECTIVE)
GREEN BACKGROUND (RETROREFLECTIVE)

MATERIAL: EXTRUDED ALUMINUM WITH A 0.25 INCH
FLANGE AND A 0.090 INCH WEB.

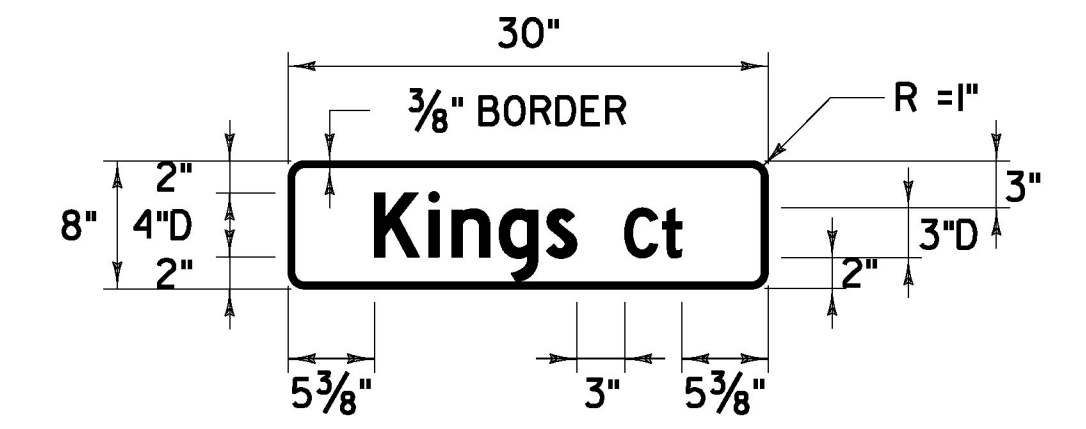
LOCATION: VT ROUTE 15
ESSEX JUNCTION:
STA MN 163+34.0, RT
STA MN 163+34.0, RT



COLOR: WHITE BORDER & TEXT (RETROREFLECTIVE)
GREEN BACKGROUND (RETROREFLECTIVE)

MATERIAL: EXTRUDED ALUMINUM WITH A 0.25 INCH
FLANGE AND A 0.090 INCH WEB.

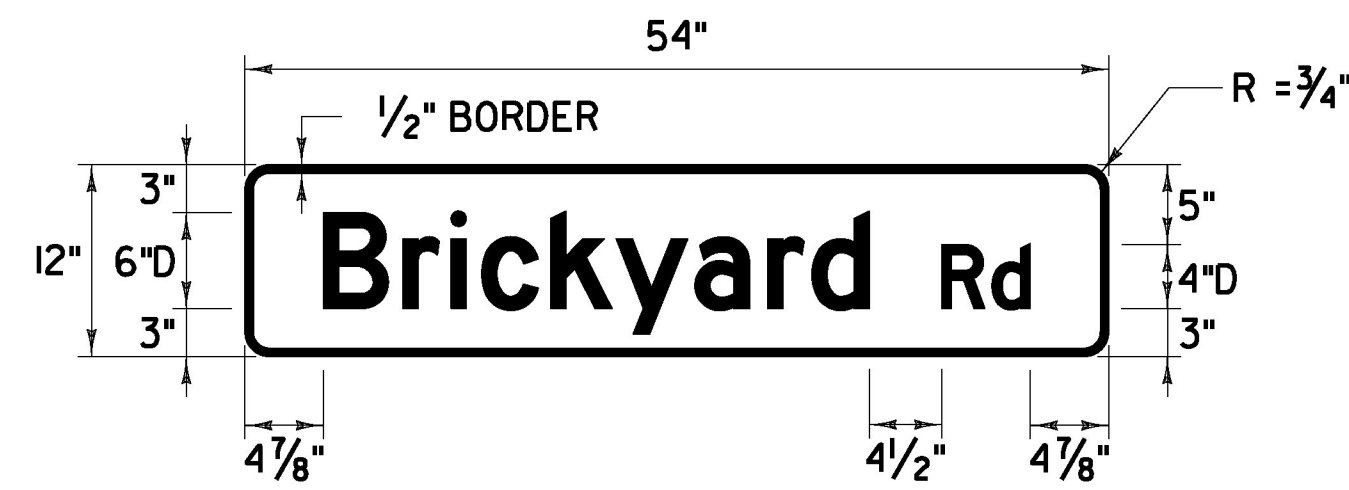
LOCATION: VT ROUTE 117
ESSEX JUNCTION:
STA MA 7+90.0, RT- DOUBLE SIDED



COLOR: WHITE BORDER & TEXT (RETROREFLECTIVE)
GREEN BACKGROUND (RETROREFLECTIVE)

MATERIAL: EXTRUDED ALUMINUM WITH A 0.25 INCH
FLANGE AND A 0.090 INCH WEB.

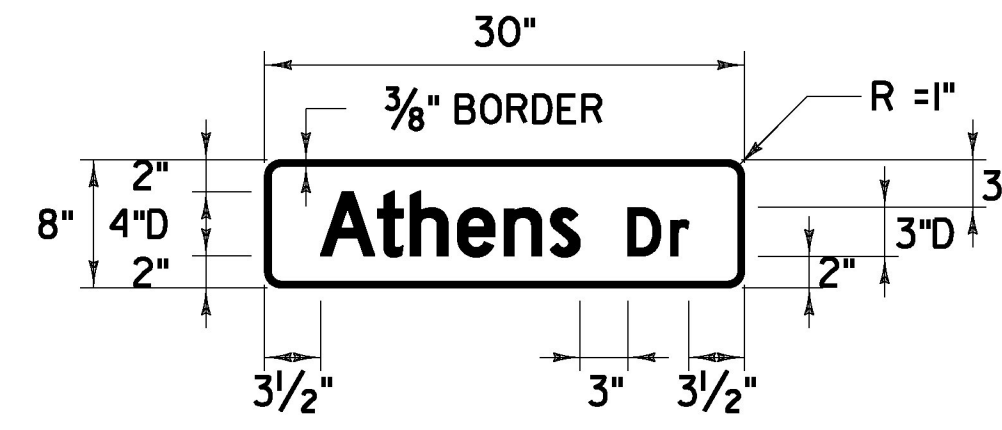
LOCATION: VT ROUTE 117
ESSEX JUNCTION:
STA MA 15+94.0, LT- DOUBLE SIDED



COLOR: WHITE BORDER & TEXT (RETROREFLECTIVE)
GREEN BACKGROUND (RETROREFLECTIVE)

MATERIAL: EXTRUDED ALUMINUM WITH A 0.25 INCH
FLANGE AND A 0.090 INCH WEB.

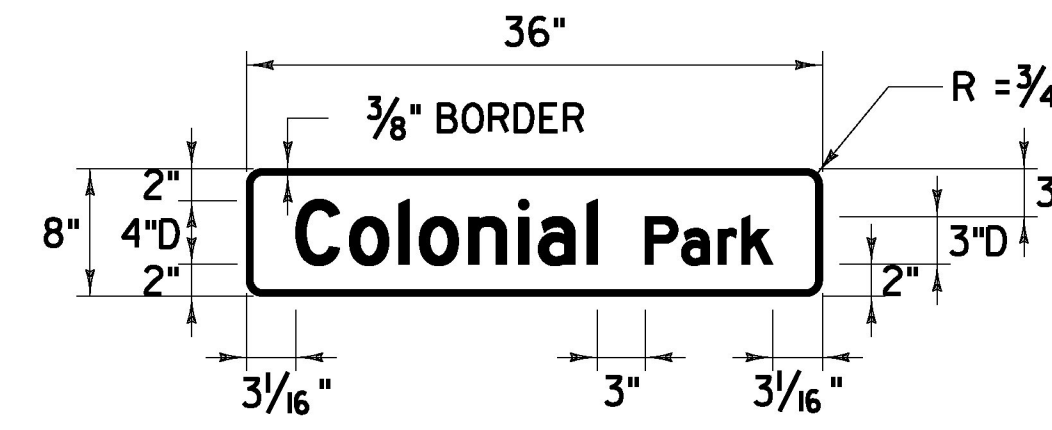
LOCATION: VT ROUTE 15
ESSEX JUNCTION:
STA MN 145+66.0, RT
STA MN 145+66.0, RT



COLOR: WHITE BORDER & TEXT (RETROREFLECTIVE)
GREEN BACKGROUND (RETROREFLECTIVE)

MATERIAL: EXTRUDED ALUMINUM WITH A 0.25 INCH
FLANGE AND A 0.090 INCH WEB.

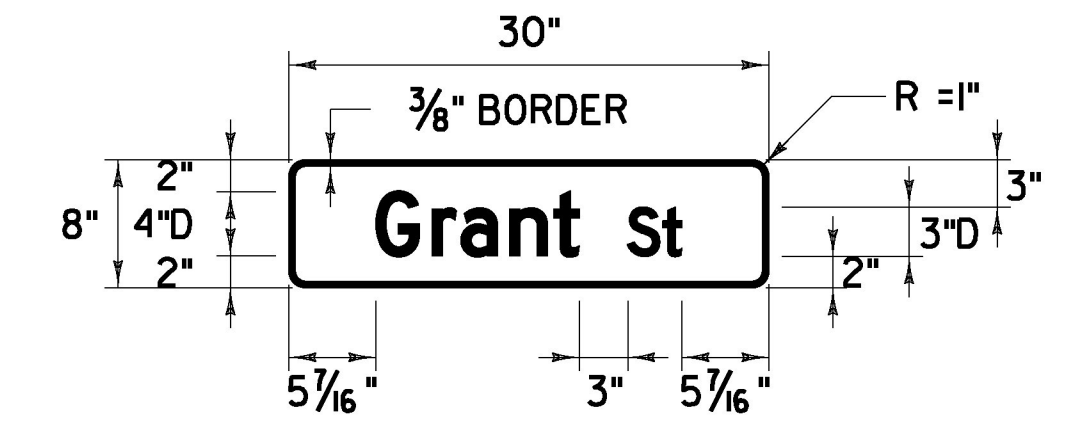
LOCATION: VT ROUTE 15
ESSEX JUNCTION:
STA MN 166+41.0, LT- DOUBLE SIDED



COLOR: WHITE BORDER & TEXT (RETROREFLECTIVE)
GREEN BACKGROUND (RETROREFLECTIVE)

MATERIAL: EXTRUDED ALUMINUM WITH A 0.25 INCH
FLANGE AND A 0.090 INCH WEB.

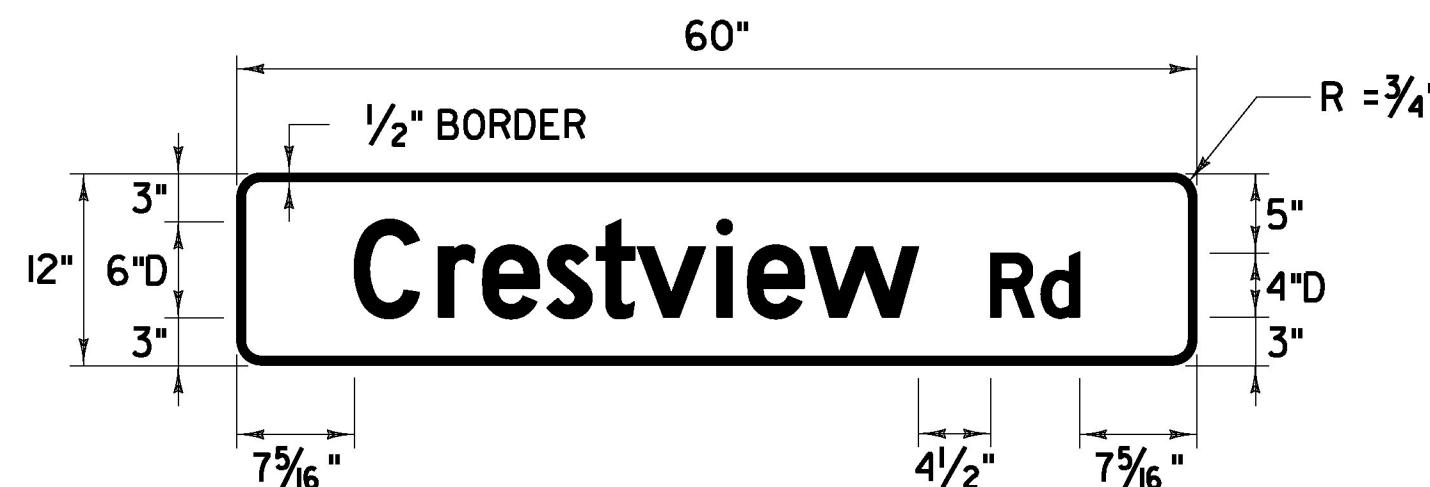
LOCATION: VT ROUTE 117
ESSEX JUNCTION:
STA MA 10+19.0, RT- DOUBLE SIDED



COLOR: WHITE BORDER & TEXT (RETROREFLECTIVE)
GREEN BACKGROUND (RETROREFLECTIVE)

MATERIAL: EXTRUDED ALUMINUM WITH A 0.25 INCH
FLANGE AND A 0.090 INCH WEB.

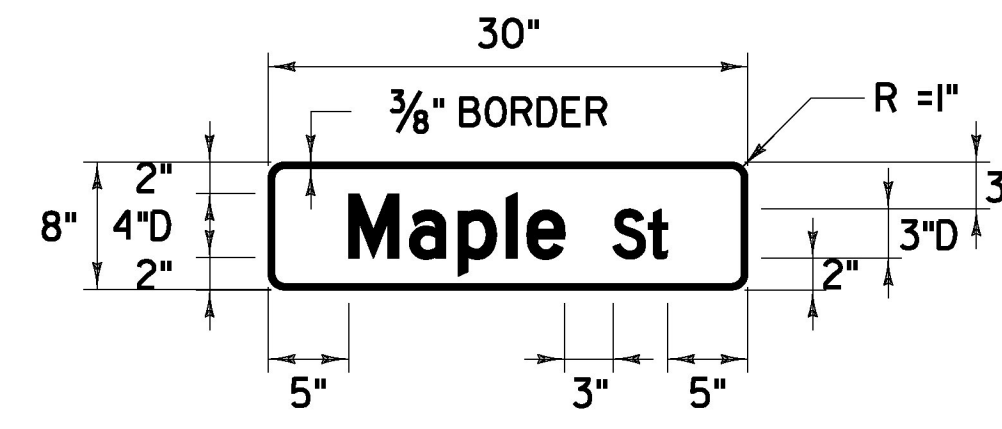
LOCATION: VT ROUTE 117
ESSEX JUNCTION:
STA MA 17+46.0, RT- DOUBLE SIDED



COLOR: WHITE BORDER & TEXT (RETROREFLECTIVE)
GREEN BACKGROUND (RETROREFLECTIVE)

MATERIAL: EXTRUDED ALUMINUM WITH A 0.25 INCH
FLANGE AND A 0.090 INCH WEB.

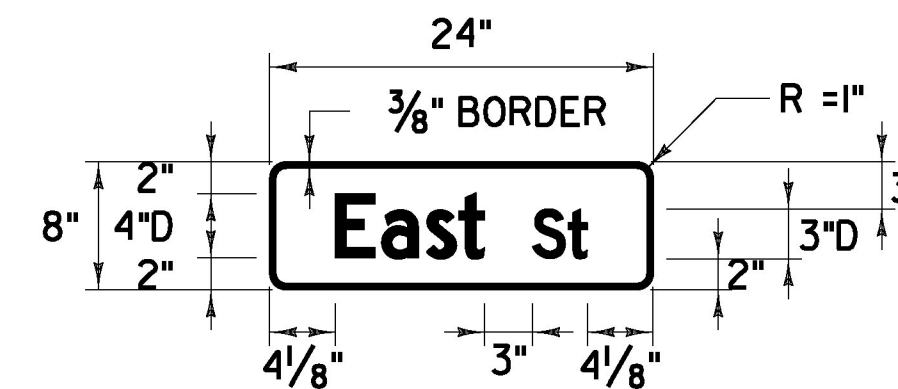
LOCATION: VT ROUTE 15
ESSEX JUNCTION:
STA MN 145+67.0, LT
STA MN 145+67.0, LT



COLOR: WHITE BORDER & TEXT (RETROREFLECTIVE)
GREEN BACKGROUND (RETROREFLECTIVE)

MATERIAL: EXTRUDED ALUMINUM WITH A 0.25 INCH
FLANGE AND A 0.090 INCH WEB.

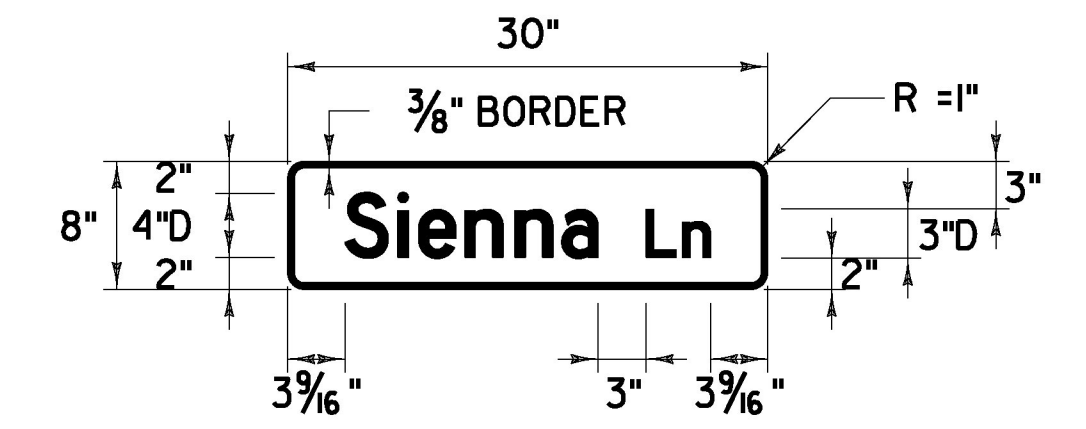
LOCATION: VT ROUTE 117
ESSEX JUNCTION:
STA MA 7+90.0, RT- DOUBLE SIDED
STA MA 10+19.0, RT- DOUBLE SIDED
STA MA 10+46.0, LT- DOUBLE SIDED
STA MA 14+19.0, LT- DOUBLE SIDED
STA MA 15+94.0, LT- DOUBLE SIDED
STA MA 17+46.0, RT- DOUBLE SIDED
STA MA 18+47.0, LT- DOUBLE SIDED
STA MA 20+89.0, RT- DOUBLE SIDED
STA MA 21+95.0, LT- DOUBLE SIDED
STA MA 26+14.0, LT- DOUBLE SIDED
STA MA 29+57.0, LT- DOUBLE SIDED
STA MA 43+74.0, LT- DOUBLE SIDED
STA MA 60+00.0, LT- DOUBLE SIDED
STA MA 64+50.0, LT- DOUBLE SIDED



COLOR: WHITE BORDER & TEXT (RETROREFLECTIVE)
GREEN BACKGROUND (RETROREFLECTIVE)

MATERIAL: EXTRUDED ALUMINUM WITH A 0.25 INCH
FLANGE AND A 0.090 INCH WEB.

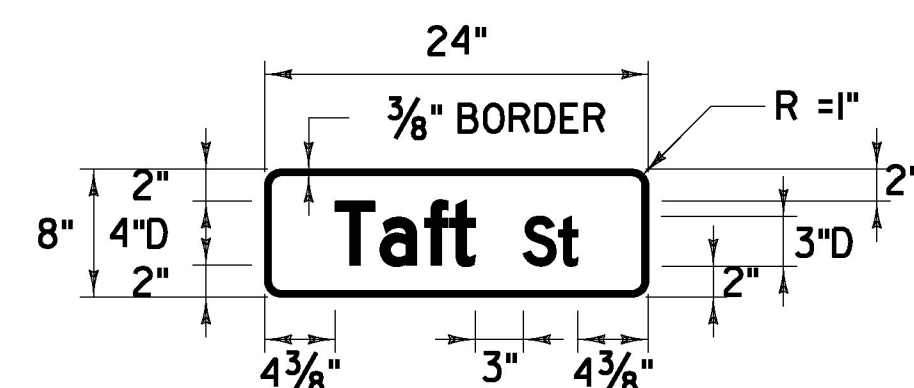
LOCATION: VT ROUTE 117
ESSEX JUNCTION:
STA MA 10+46.0, LT- DOUBLE SIDED



COLOR: WHITE BORDER & TEXT (RETROREFLECTIVE)
GREEN BACKGROUND (RETROREFLECTIVE)

MATERIAL: EXTRUDED ALUMINUM WITH A 0.25 INCH
FLANGE AND A 0.090 INCH WEB.

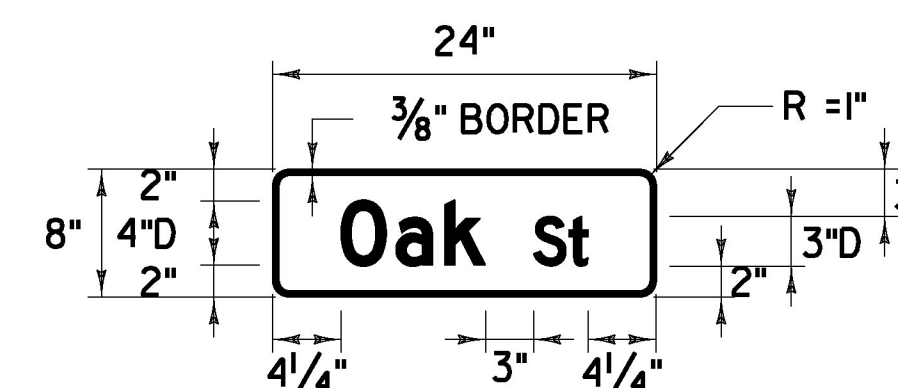
LOCATION: VT ROUTE 117
ESSEX JUNCTION:
STA MA 18+47.0, LT- DOUBLE SIDED



COLOR: WHITE BORDER & TEXT (RETROREFLECTIVE)
GREEN BACKGROUND (RETROREFLECTIVE)

MATERIAL: EXTRUDED ALUMINUM WITH A 0.25 INCH
FLANGE AND A 0.090 INCH WEB.

LOCATION: VT ROUTE 15
ESSEX JUNCTION:
STA MN 158+97.0, LT- DOUBLE SIDED



COLOR: WHITE BORDER & TEXT (RETROREFLECTIVE)
GREEN BACKGROUND (RETROREFLECTIVE)

MATERIAL: EXTRUDED ALUMINUM WITH A 0.25 INCH
FLANGE AND A 0.090 INCH WEB.

LOCATION: VT ROUTE 117
ESSEX JUNCTION:
STA MA 14+19.0, LT- DOUBLE SIDED



NOT TO SCALE

PROJECT NAME: ESSEX JUNCTION
PROJECT NUMBER: NH 2956(2)

FILE NAME: z15v026sds.dgn PLOT DATE: 4/19/2016
PROJECT LEADER: D.GOZALKOWSKI DRAWN BY: C. KAHLBAUGH
DESIGNED BY: J. SCUDDER CHECKED BY: J. SHIELDS
TRAFFIC SIGN DETAILS SHEET 2 SHEET 157 OF 171