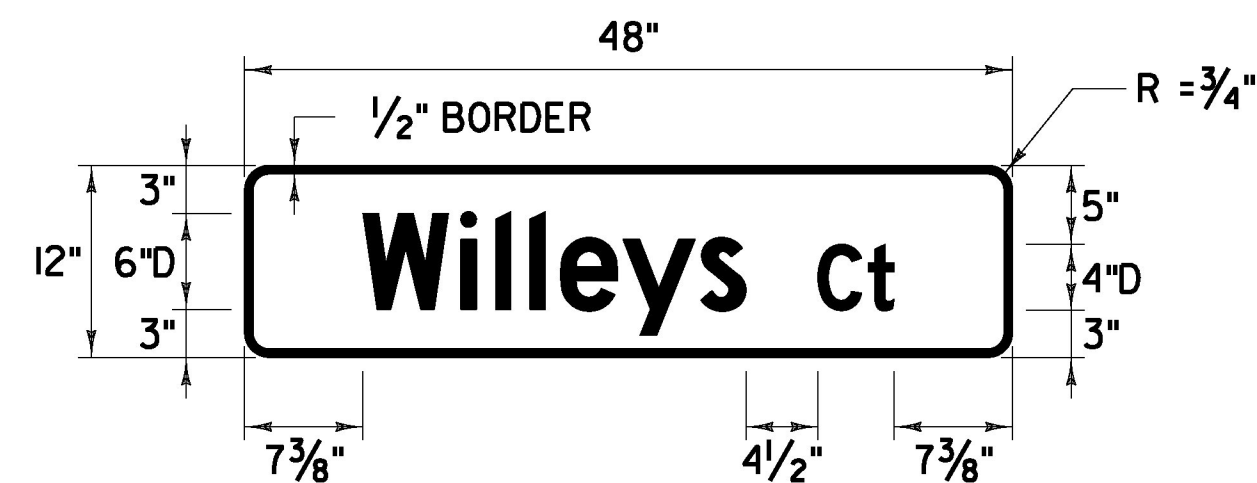


COLOR: WHITE BORDER & TEXT (RETROREFLECTIVE)
GREEN BACKGROUND (RETROREFLECTIVE)

MATERIAL: EXTRUDED ALUMINUM WITH A 0.25 INCH FLANGE AND A 0.090 INCH WEB.

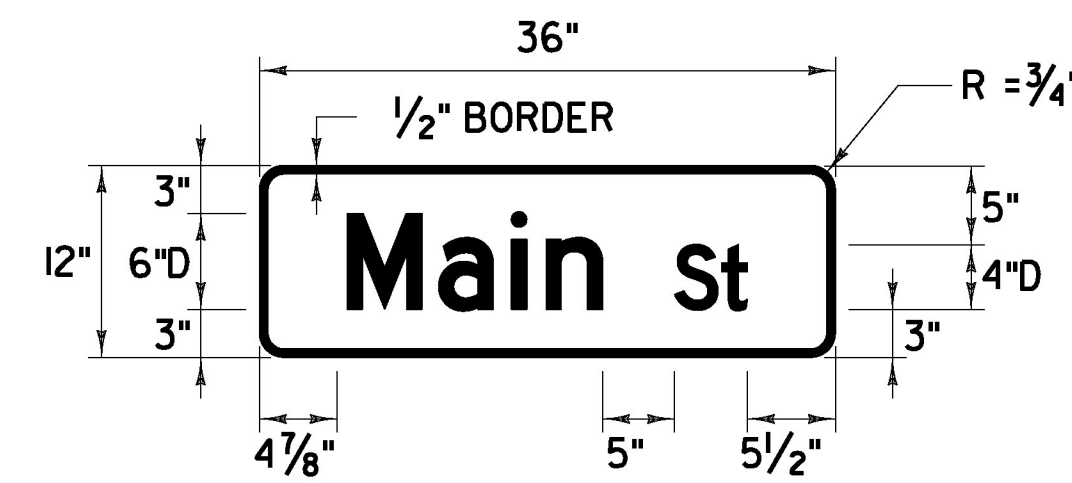
LOCATION: VT ROUTE 15
ESSEX JUNCTION:
STA PE 53+25.0, RT- DOUBLE SIDED
STA PE 58+25.0, LT - DOUBLE SIDED
STA PE 71+82.0, LT - DOUBLE SIDED



COLOR: WHITE BORDER & TEXT (RETROREFLECTIVE)
GREEN BACKGROUND (RETROREFLECTIVE)

MATERIAL: EXTRUDED ALUMINUM WITH A 0.25 INCH FLANGE AND A 0.090 INCH WEB.

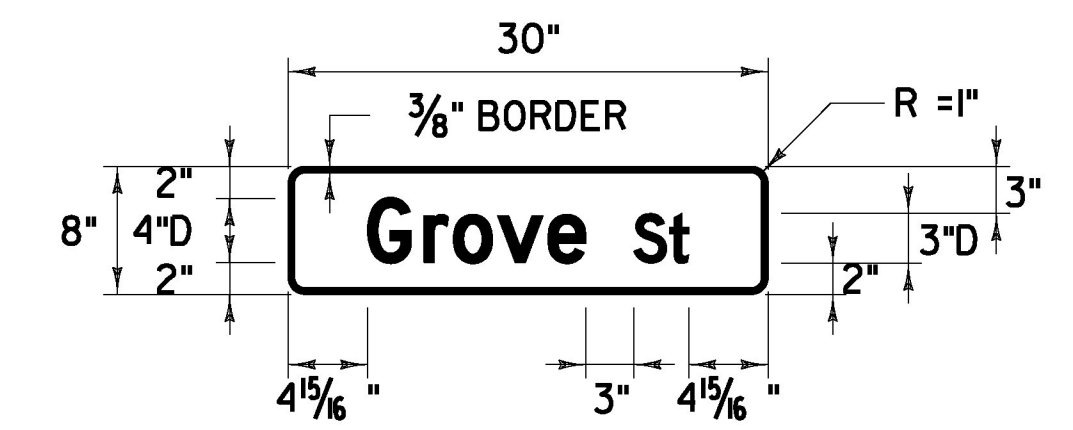
LOCATION: VT ROUTE 15
ESSEX JUNCTION:
STA PE 71+82.0, LT
STA PE 71+82.0, LT



COLOR: WHITE BORDER & TEXT (RETROREFLECTIVE)
GREEN BACKGROUND (RETROREFLECTIVE)

MATERIAL: EXTRUDED ALUMINUM WITH A 0.25 INCH FLANGE AND A 0.090 INCH WEB.

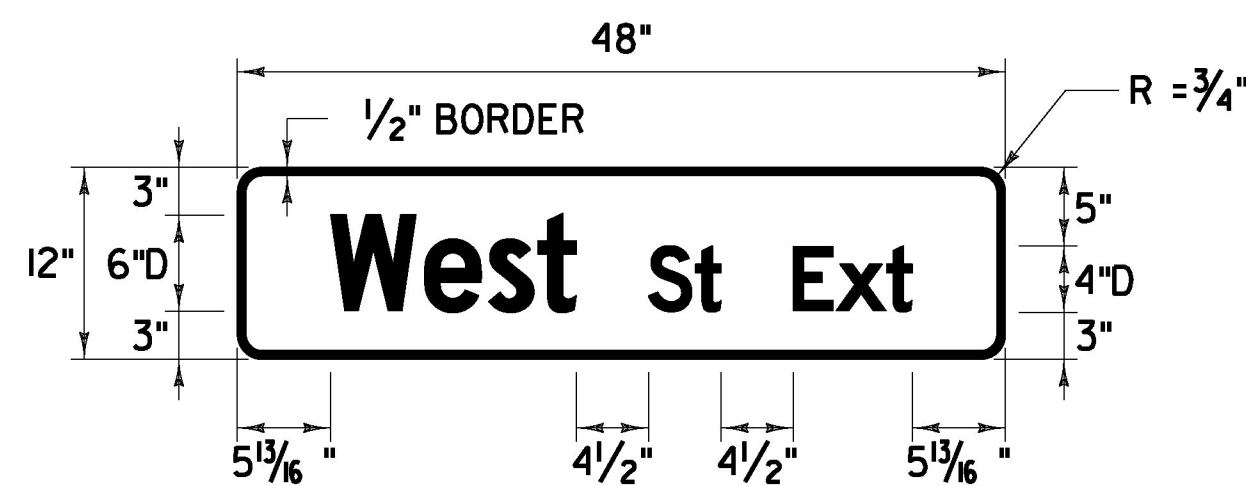
LOCATION: VT ROUTE 15
ESSEX JUNCTION:
STA MN 121+89.0, LT- DOUBLE SIDED
STA MN 132+15.0, RT- DOUBLE SIDED
STA MN 134+49.0, LT- DOUBLE SIDED
STA MN 140+26.0, RT- DOUBLE SIDED
STA MN 145+66.0, RT- DOUBLE SIDED
STA MN 145+67.0, LT- DOUBLE SIDED
STA MN 163+34.0, RT- DOUBLE SIDED



COLOR: WHITE BORDER & TEXT (RETROREFLECTIVE)
GREEN BACKGROUND (RETROREFLECTIVE)

MATERIAL: EXTRUDED ALUMINUM WITH A 0.25 INCH FLANGE AND A 0.090 INCH WEB.

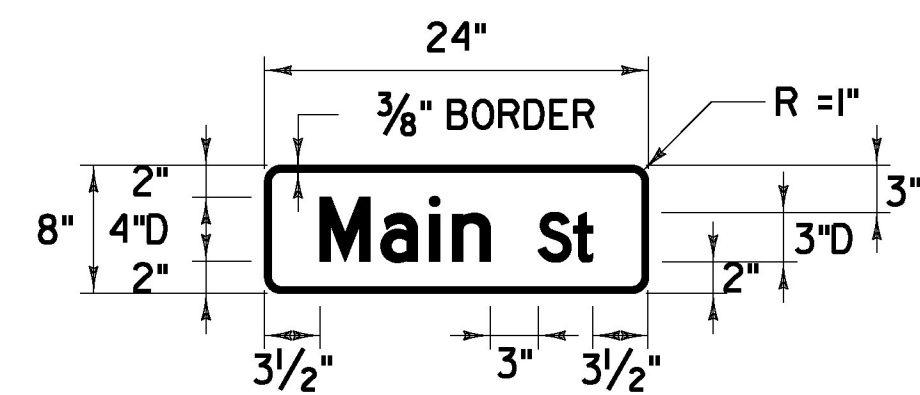
LOCATION: VT ROUTE 15
ESSEX JUNCTION:
STA MN 128+87.0, LT- DOUBLE SIDED



COLOR: WHITE BORDER & TEXT (RETROREFLECTIVE)
GREEN BACKGROUND (RETROREFLECTIVE)

MATERIAL: EXTRUDED ALUMINUM WITH A 0.25 INCH FLANGE AND A 0.090 INCH WEB.

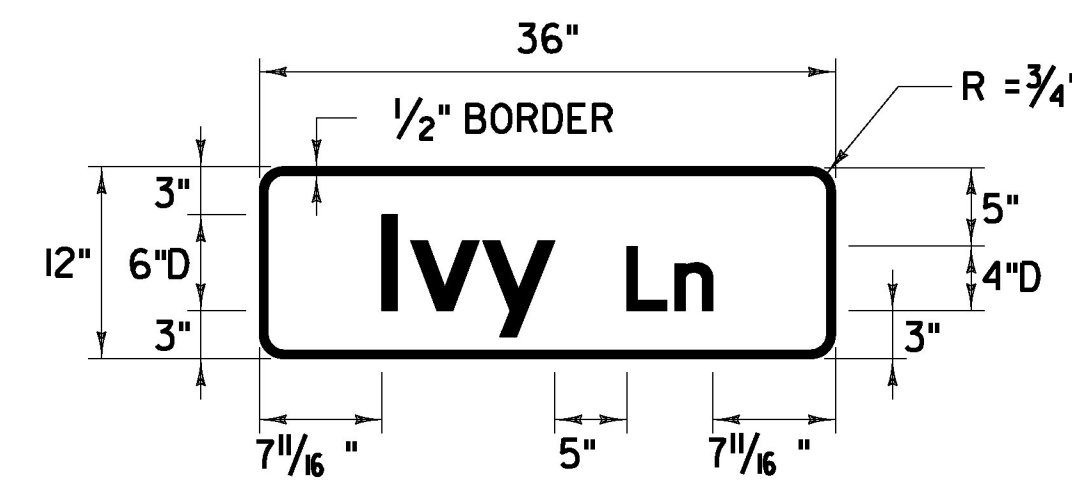
LOCATION: VT ROUTE 15
ESSEX JUNCTION:
STA PE 53+25.0, RT
STA PE 53+25.0, RT



COLOR: WHITE BORDER & TEXT (RETROREFLECTIVE)
GREEN BACKGROUND (RETROREFLECTIVE)

MATERIAL: EXTRUDED ALUMINUM WITH A 0.25 INCH FLANGE AND A 0.090 INCH WEB.

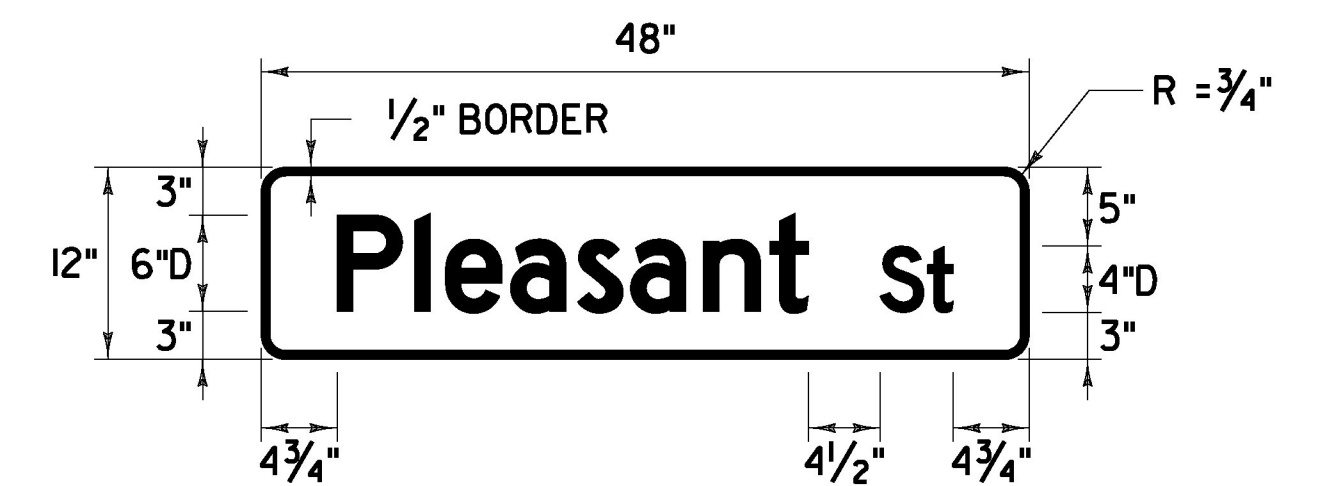
LOCATION: VT ROUTE 15
ESSEX JUNCTION:
STA MN 120+82.0, LT- DOUBLE SIDED
STA MN 126+21.0, RT- DOUBLE SIDED
STA MN 128+87.0, LT- DOUBLE SIDED
STA MN 158+97.0, LT- DOUBLE SIDED
STA MN 166+41.0, LT- DOUBLE SIDED



COLOR: WHITE BORDER & TEXT (RETROREFLECTIVE)
GREEN BACKGROUND (RETROREFLECTIVE)

MATERIAL: EXTRUDED ALUMINUM WITH A 0.25 INCH FLANGE AND A 0.090 INCH WEB.

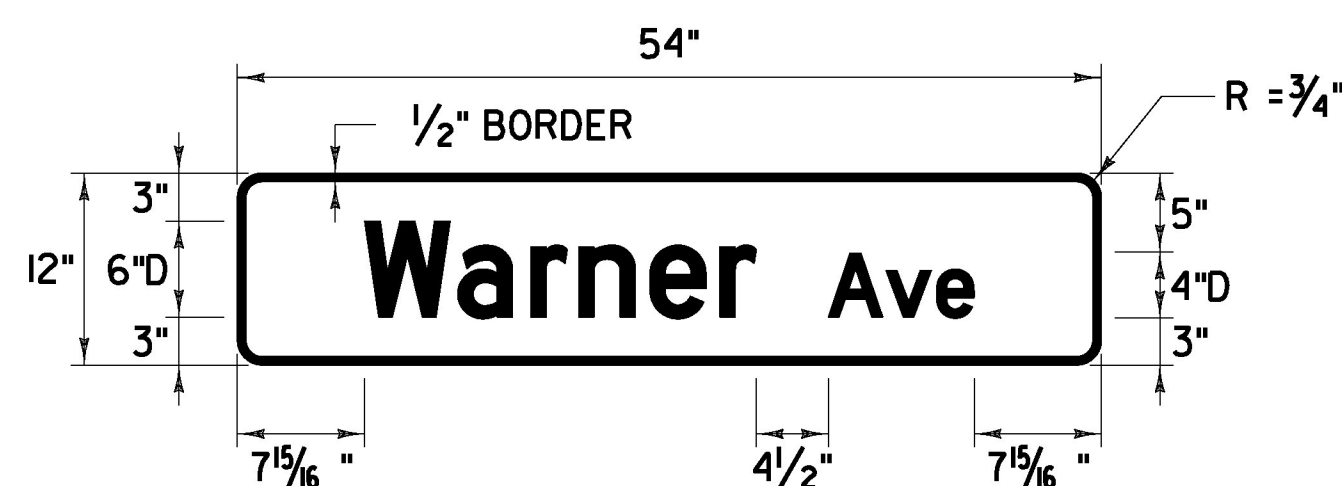
LOCATION: VT ROUTE 15
ESSEX JUNCTION:
STA MN 121+89.0, LT- DOUBLE SIDED



COLOR: WHITE BORDER & TEXT (RETROREFLECTIVE)
GREEN BACKGROUND (RETROREFLECTIVE)

MATERIAL: EXTRUDED ALUMINUM WITH A 0.25 INCH FLANGE AND A 0.090 INCH WEB.

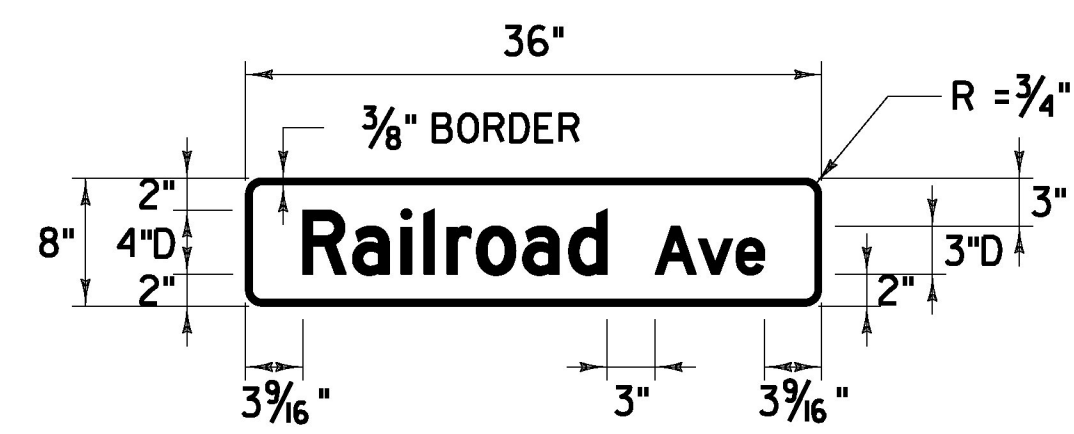
LOCATION: VT ROUTE 117
ESSEX JUNCTION:
STA MN 132+15.0, RT
STA MN 132+15.0, RT



COLOR: WHITE BORDER & TEXT (RETROREFLECTIVE)
GREEN BACKGROUND (RETROREFLECTIVE)

MATERIAL: EXTRUDED ALUMINUM WITH A 0.25 INCH FLANGE AND A 0.090 INCH WEB.

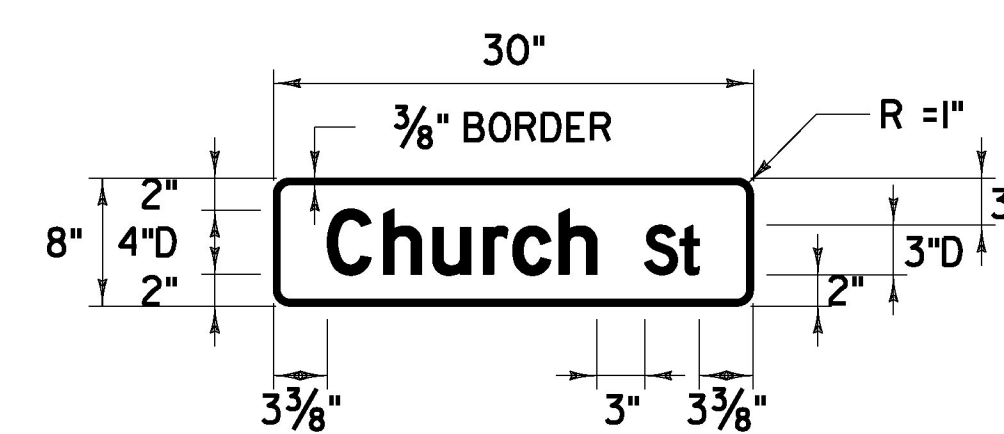
LOCATION: VT ROUTE 15
ESSEX JUNCTION:
STA PE 58+25.0, LT
STA PE 58+25.0, LT



COLOR: WHITE BORDER & TEXT (RETROREFLECTIVE)
GREEN BACKGROUND (RETROREFLECTIVE)

MATERIAL: EXTRUDED ALUMINUM WITH A 0.25 INCH FLANGE AND A 0.090 INCH WEB.

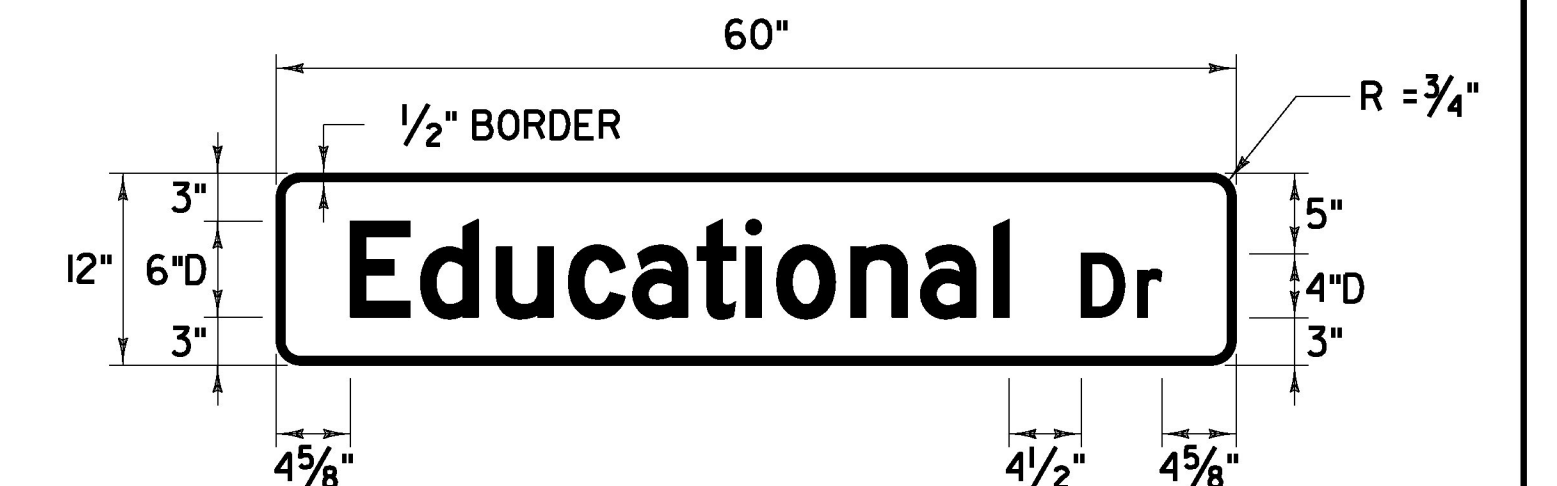
LOCATION: VT ROUTE 15
ESSEX JUNCTION:
STA MN 120+82.0, LT- DOUBLE SIDED



COLOR: WHITE BORDER & TEXT (RETROREFLECTIVE)
GREEN BACKGROUND (RETROREFLECTIVE)

MATERIAL: EXTRUDED ALUMINUM WITH A 0.25 INCH FLANGE AND A 0.090 INCH WEB.

LOCATION: VT ROUTE 15
ESSEX JUNCTION:
STA MN 126+21.0, RT- DOUBLE SIDED



COLOR: WHITE BORDER & TEXT (RETROREFLECTIVE)
GREEN BACKGROUND (RETROREFLECTIVE)

MATERIAL: EXTRUDED ALUMINUM WITH A 0.25 INCH FLANGE AND A 0.090 INCH WEB.

LOCATION: VT ROUTE 15
ESSEX JUNCTION:
STA MN 134+49.0, LT
STA MN 134+49.0, LT

NOT TO SCALE

PROJECT NAME: ESSEX JUNCTION
PROJECT NUMBER: NH 2956(2)

FILE NAME: z15v026sds.dgn PLOT DATE: 4/19/2016
PROJECT LEADER: D.GOZALKOWSKI DRAWN BY: C. KAHLBAUGH
DESIGNED BY: J. SCUDDER CHECKED BY: J. SHIELDS
TRAFFIC SIGN DETAILS SHEET 1 SHEET 156 OF 171

