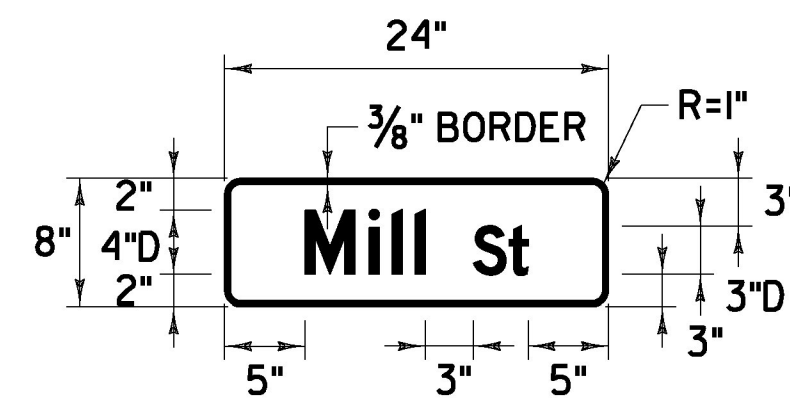


COLOR: WHITE BORDER & TEXT (RETROREFLECTIVE)
GREEN BACKGROUND (RETROREFLECTIVE)

MATERIAL: EXTRUDED ALUMINUM WITH A 0.25 INCH FLANGE AND A 0.090 INCH WEB.

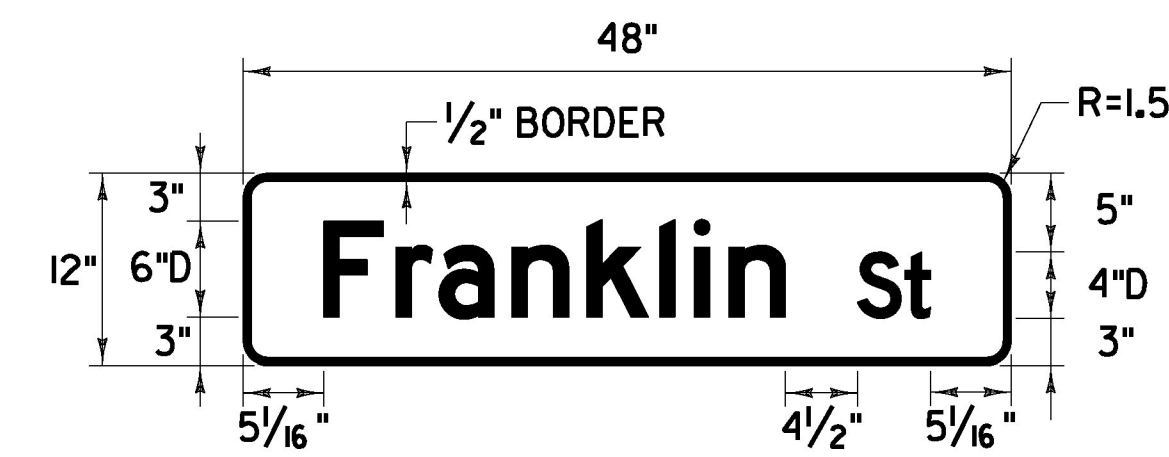
LOCATION: VT ROUTE 2A
ESSEX JUNCTION:
STA PA 6+17.0, LT - DOUBLE SIDED
STA PA 16+43.0, LT - DOUBLE SIDED
STA PA 16+57.0, RT - DOUBLE SIDED
STA PA 22+38.0, RT - DOUBLE SIDED
STA PA 23+53.0, LT - DOUBLE SIDED
STA PA 33+41.0, LT - DOUBLE SIDED
STA PA 35+37.0, RT - DOUBLE SIDED



COLOR: WHITE BORDER & TEXT (RETROREFLECTIVE)
GREEN BACKGROUND (RETROREFLECTIVE)

MATERIAL: EXTRUDED ALUMINUM WITH A 0.25 INCH FLANGE AND A 0.090 INCH WEB.

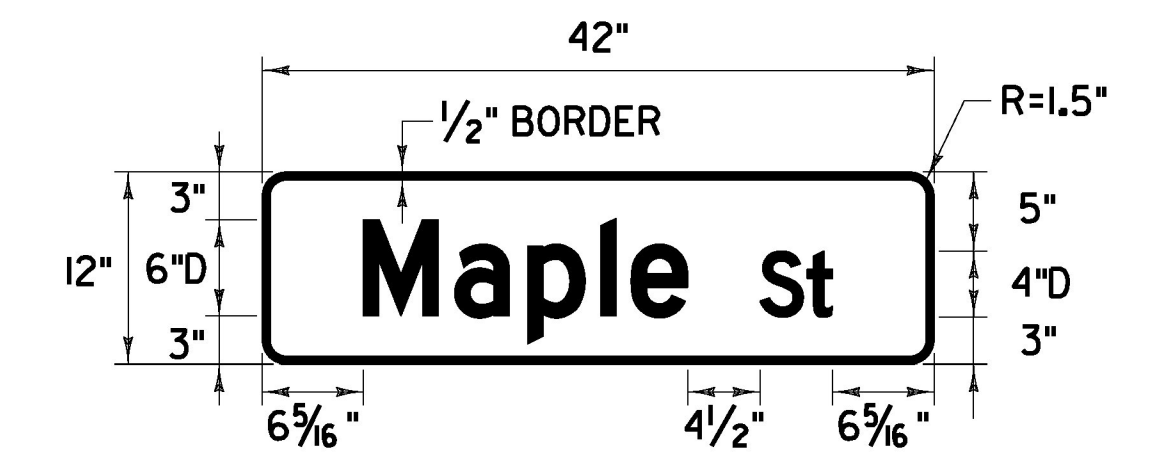
LOCATION: VT ROUTE 2A
ESSEX JUNCTION:
STA PA 10+56.0, RT - DOUBLE SIDED



COLOR: WHITE BORDER & TEXT (RETROREFLECTIVE)
GREEN BACKGROUND (RETROREFLECTIVE)

MATERIAL: EXTRUDED ALUMINUM WITH A 0.25 INCH FLANGE AND A 0.090 INCH WEB.

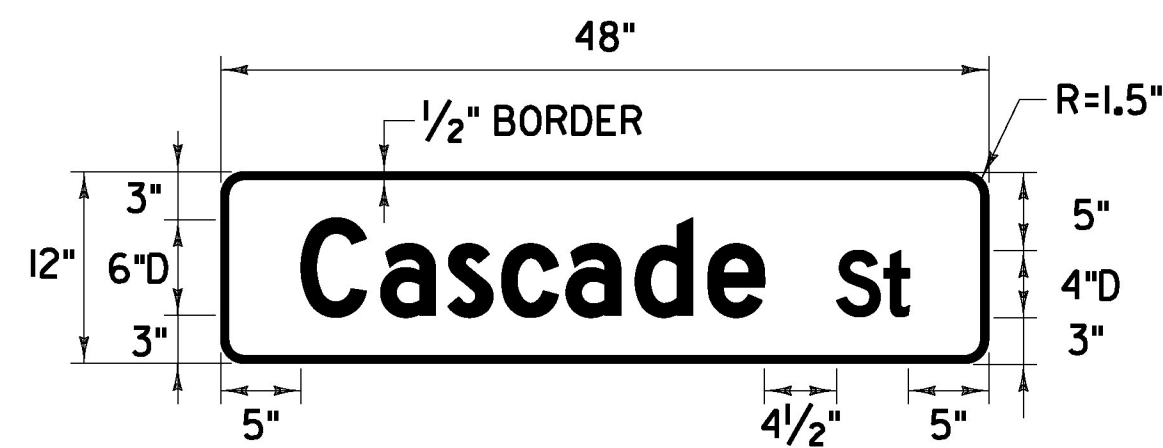
LOCATION: VT ROUTE 2A
ESSEX JUNCTION:
STA PA 23+38.0, RT
STA PA 23+38.0, RT



COLOR: WHITE BORDER & TEXT (RETROREFLECTIVE)
GREEN BACKGROUND (RETROREFLECTIVE)

MATERIAL: EXTRUDED ALUMINUM WITH A 0.25 INCH FLANGE AND A 0.090 INCH WEB.

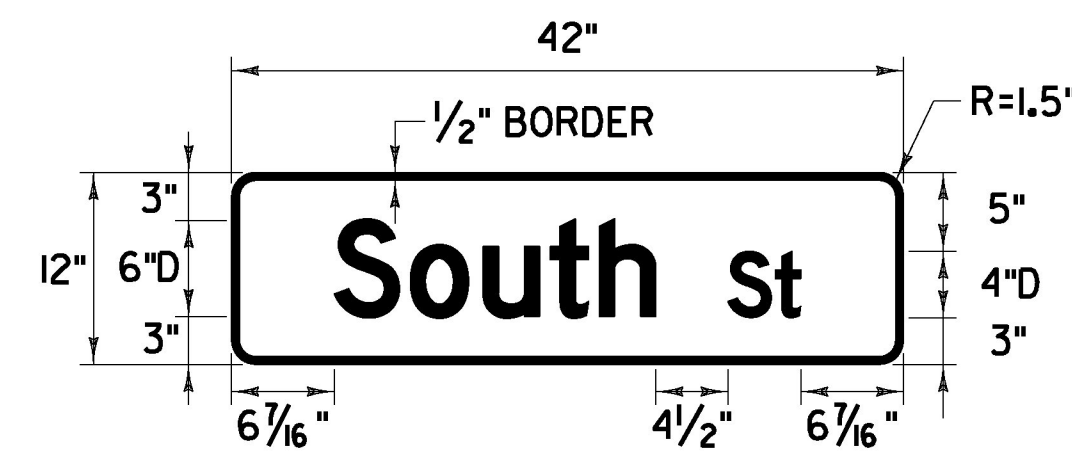
LOCATION: VT ROUTE 2A
ESSEX JUNCTION:
STA PA 35+37.0, RT - DOUBLE SIDED



COLOR: WHITE BORDER & TEXT (RETROREFLECTIVE)
GREEN BACKGROUND (RETROREFLECTIVE)

MATERIAL: EXTRUDED ALUMINUM WITH A 0.25 INCH FLANGE AND A 0.090 INCH WEB.

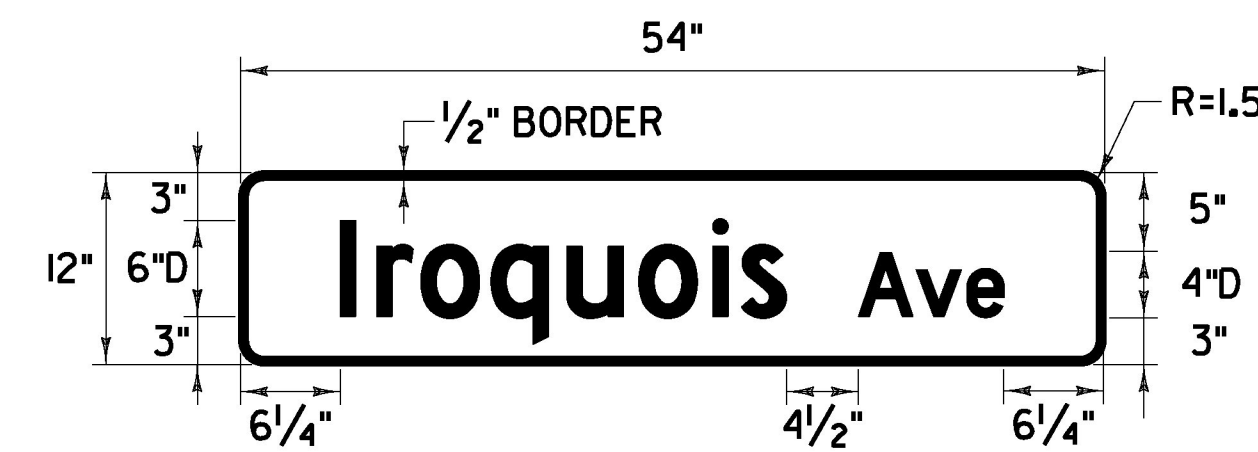
LOCATION: VT ROUTE 2A
ESSEX JUNCTION:
STA PA 6+17.0, LT
STA PA 6+17.0, LT



COLOR: WHITE BORDER & TEXT (RETROREFLECTIVE)
GREEN BACKGROUND (RETROREFLECTIVE)

MATERIAL: EXTRUDED ALUMINUM WITH A 0.25 INCH FLANGE AND A 0.090 INCH WEB.

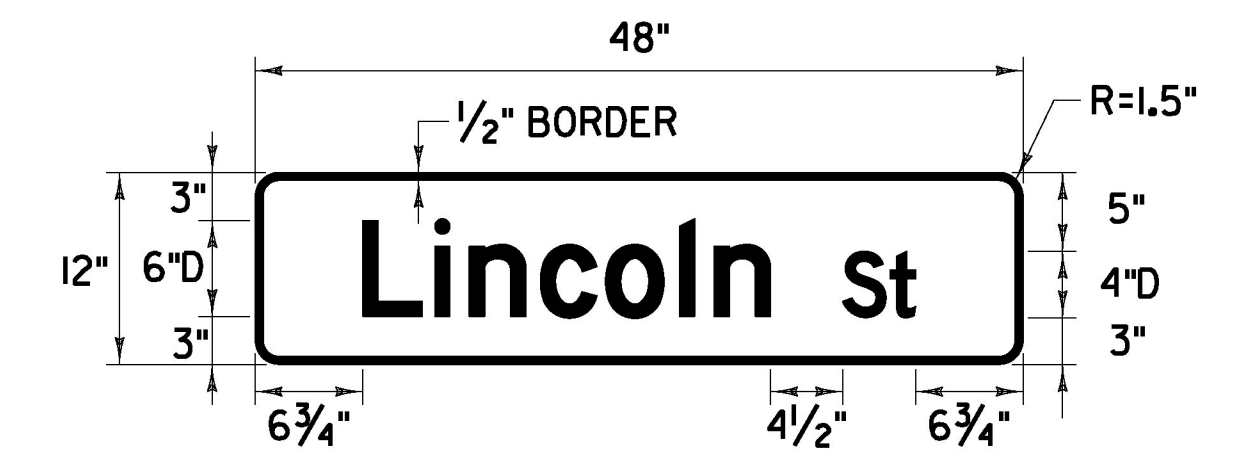
LOCATION: VT ROUTE 2A
ESSEX JUNCTION:
STA PA 16+43.0, LT - DOUBLE SIDED



COLOR: WHITE BORDER & TEXT (RETROREFLECTIVE)
GREEN BACKGROUND (RETROREFLECTIVE)

MATERIAL: EXTRUDED ALUMINUM WITH A 0.25 INCH FLANGE AND A 0.090 INCH WEB.

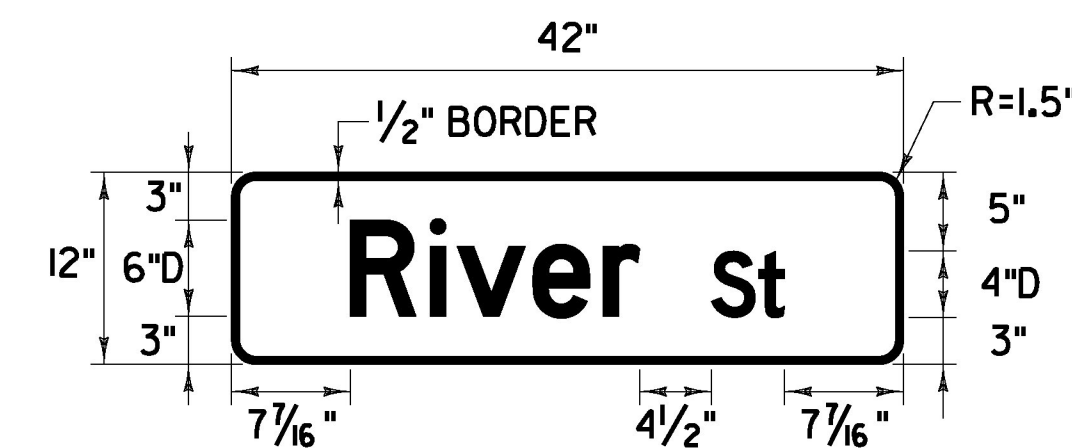
LOCATION: VT ROUTE 2A
ESSEX JUNCTION:
STA PA 23+53.0, LT
STA PA 23+53.0, LT



COLOR: WHITE BORDER & TEXT (RETROREFLECTIVE)
GREEN BACKGROUND (RETROREFLECTIVE)

MATERIAL: EXTRUDED ALUMINUM WITH A 0.25 INCH FLANGE AND A 0.090 INCH WEB.

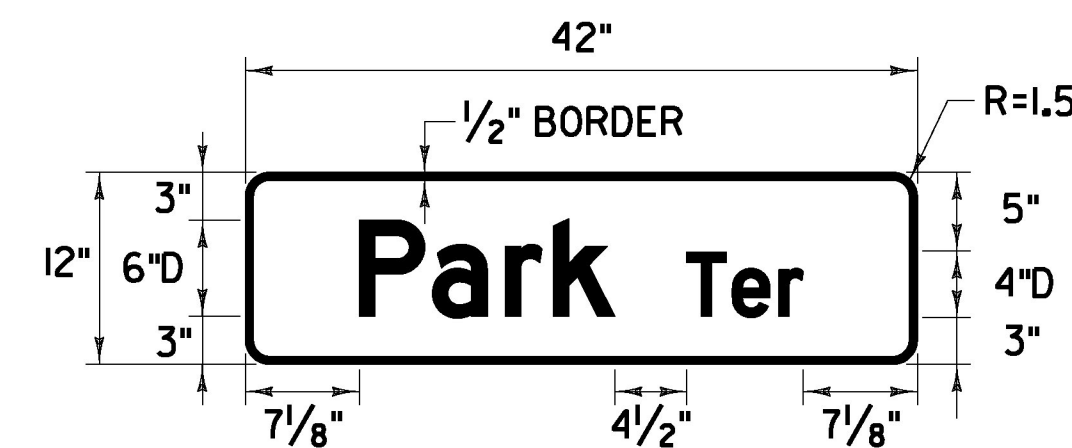
LOCATION: VT ROUTE 2A
ESSEX JUNCTION:
STA L 36+59.0, RT
STA L 36+59.0, RT



COLOR: WHITE BORDER & TEXT (RETROREFLECTIVE)
GREEN BACKGROUND (RETROREFLECTIVE)

MATERIAL: EXTRUDED ALUMINUM WITH A 0.25 INCH FLANGE AND A 0.090 INCH WEB.

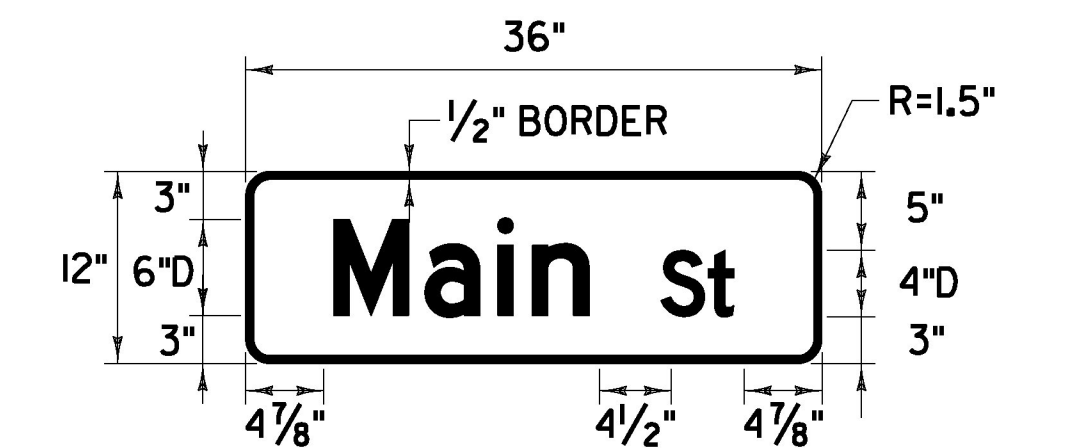
LOCATION: VT ROUTE 2A
ESSEX JUNCTION:
STA PA 16+57.0, RT - DOUBLE SIDED



COLOR: WHITE BORDER & TEXT (RETROREFLECTIVE)
GREEN BACKGROUND (RETROREFLECTIVE)

MATERIAL: EXTRUDED ALUMINUM WITH A 0.25 INCH FLANGE AND A 0.090 INCH WEB.

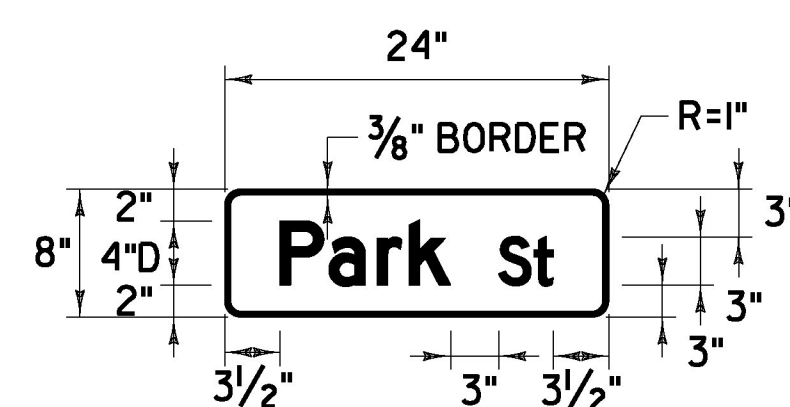
LOCATION: VT ROUTE 2A
ESSEX JUNCTION:
STA PA 33+41.0, LT - DOUBLE SIDED



COLOR: WHITE BORDER & TEXT (RETROREFLECTIVE)
GREEN BACKGROUND (RETROREFLECTIVE)

MATERIAL: EXTRUDED ALUMINUM WITH A 0.25 INCH FLANGE AND A 0.090 INCH WEB.

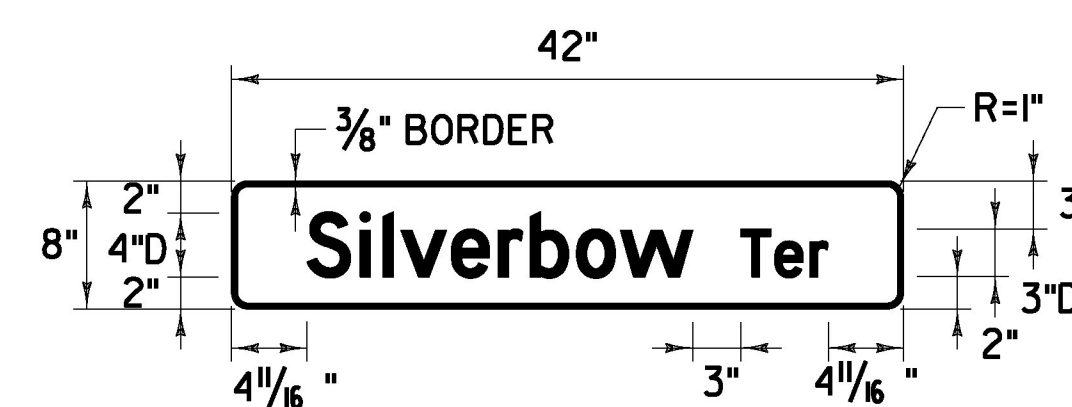
LOCATION: VT ROUTE 2A
ESSEX JUNCTION:
STA L 36+59.0, RT - DOUBLE SIDED



COLOR: WHITE BORDER & TEXT (RETROREFLECTIVE)
GREEN BACKGROUND (RETROREFLECTIVE)

MATERIAL: EXTRUDED ALUMINUM WITH A 0.25 INCH FLANGE AND A 0.090 INCH WEB.

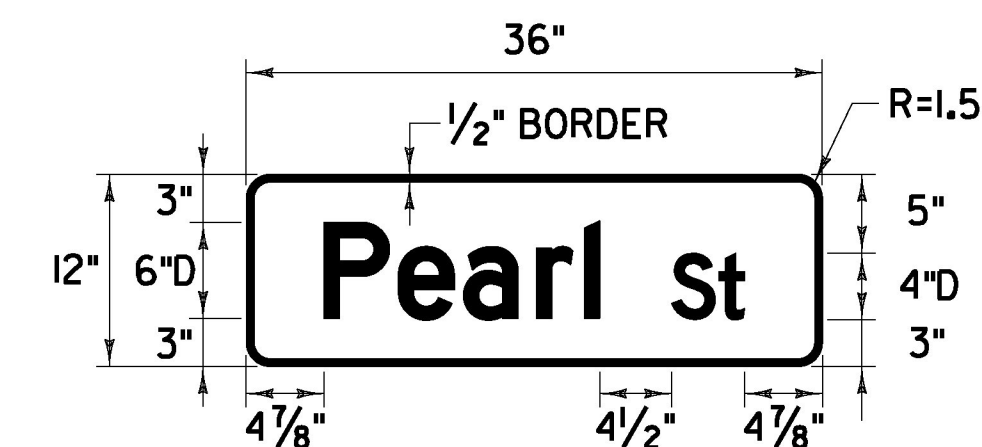
LOCATION: VT ROUTE 2A
ESSEX JUNCTION:
STA PA 10+56.0, RT - DOUBLE SIDED
STA PA 18+77.0, RT - DOUBLE SIDED



COLOR: WHITE BORDER & TEXT (RETROREFLECTIVE)
GREEN BACKGROUND (RETROREFLECTIVE)

MATERIAL: EXTRUDED ALUMINUM WITH A 0.25 INCH FLANGE AND A 0.090 INCH WEB.

LOCATION: VT ROUTE 2A
ESSEX JUNCTION:
STA PA 18+77.0, RT - DOUBLE SIDED



COLOR: WHITE BORDER & TEXT (RETROREFLECTIVE)
GREEN BACKGROUND (RETROREFLECTIVE)

MATERIAL: EXTRUDED ALUMINUM WITH A 0.25 INCH FLANGE AND A 0.090 INCH WEB.

LOCATION: VT ROUTE 2A
ESSEX JUNCTION:
STA PA 35+34.0, LT - DOUBLE SIDED

NOT TO SCALE



PROJECT NAME: ESSEX JUNCTION	
PROJECT NUMBER: STP 2956(I)	
FILE NAME: z14v251sds.dgn	PLOT DATE: 4/19/2016
PROJECT LEADER: D.GOZALKOWSKI	DRAWN BY: A. KIRBY
DESIGNED BY: J. OLSEN	CHECKED BY: J. SHIELDS
TRAFFIC SIGN DETAILS SHEET 1	SHEET 60 OF 171